



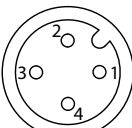
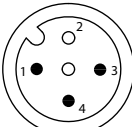
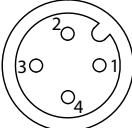
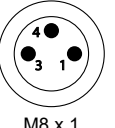
# MDC (M12) Series “Y” Connectors

3 Conductor MDC Series “Y” Connector, 22/24AWG



Male to Two Female “Y” Cordsets | 60 Volt, 4 amps | IP67 Rating



Male Faceview	Part Number	Figure	Cables	Features	Color Code	Female Faceview
 M12 x 1	MDC-3YFF-**	1	Yellow PVC AWM <b>3 X 22 AWG</b> -40°C to +105°C 5mm OD	Industry Standard PVC	1. Brown 2. Not Used 3. Blue 4. Black	 M12 x 1
	MDC-3Y-**	3	Yellow PVC AWM <b>3 X 22 AWG</b> -40°C to +105°C 5mm OD	Industry Standard PVC	1. Brown 2. Not Used 3. Blue 4. Black	N/A
 M12 x 1	MDNT-3YFF-**	2	Black PVC AWM <b>3 X 24 AWG</b> -40°C to +105°C 4.5mm OD	Industry Standard PVC	1. Brown 2. Not Used 3. Blue 4. Black	 M8 x 1

\*\* Lengths in meters. Standard cable lengths are 1, 2, 4, 5, 6, 10 & 15 meters. Consult factory for other lengths.

Females will have all 5 contact holes in the connector.

Standard coupling nut is nickel plated brass, for stainless steel coupling nut add a “SS” suffix. (e.g. MDC-3YFF-1M becomes MDC-3YFF-1M-SS)

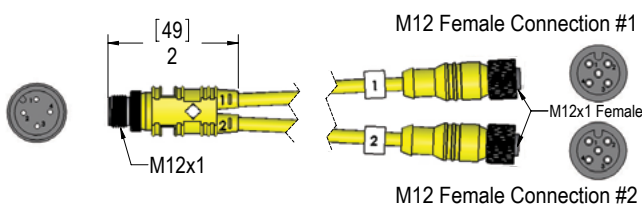


Figure 1

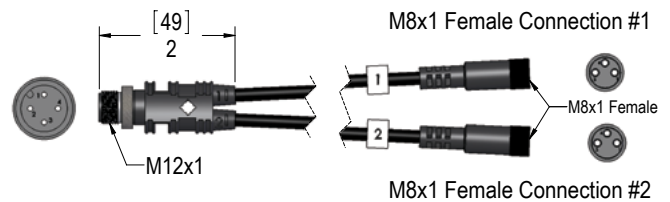


Figure 2

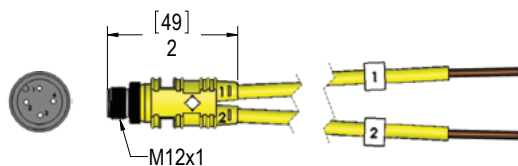
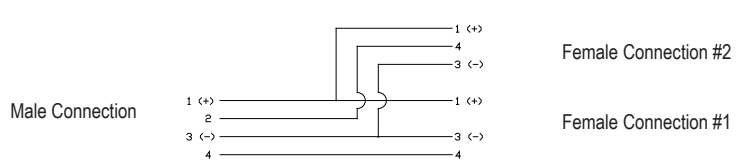


Figure 3



H

Micro-DC (M12) Series Cordsets