



CH - CA - CF and MH - MA - MF C-TYPE standard version

inserts		page:
CDD	42 poles + ⊕	78
CDS	18 poles + ⊕	-
CDSH	18 poles + ⊕	87
CNE	10 poles + ⊕	111
CSE	10 poles + ⊕	-
CSH	10 poles + ⊕	111
CSH S	10 poles + ⊕	123
CCE	10 poles + ⊕	131
CMSH	3+2 (aux) poles + ⊕	136
CMCE	3+2 (aux) poles + ⊕	137
CSS	10 poles + ⊕	149
CQE	18 poles + ⊕	169
CX	8/24 poles + ⊕	194
MIXO	3 modules	262 - 317

hoods with 4 pegs



hoods with 4 pegs
M40 cable entry with 20 mm thread length



description	part No.	entry Pg	part No	entry M	part No.	entry Pg	part No.	entry M
with pegs, side entry	CHO 10	16	MHO 10.20	20				
with pegs, side entry			MHO 10.25	25				
with pegs, side entry, high construction	CAO 10.21	21	MAO 10.32	32				
with pegs, side entry, high construction	CAO 10.29	29	MAO 10.40	40				
with pegs, side entry, high construction, without adapter 1)					CFO 10.21	21	MFO 10.32	32
with pegs, side entry, high construction, without adapter 1)					CFO 10.29	29	MFO 10.40	40
with pegs, top entry 2)	CHV 10	16	MHV 10.20	20				
with pegs, top entry			MHV 10.25	25				
with pegs, top entry, high construction	CAV 10.21	21	MAV 10.32	32				
with pegs, top entry, high construction	CAV 10.29	29	MAV 10.40	40				
with pegs, top entry, high construction, without adapter 1)					CFV 10.21	21	MFV 10.32	32
with pegs, top entry, high construction, without adapter 1)					CFV 10.29	29	MFV 10.40	40
with pegs, frontal entry, high construction	CAF 10	16	MAF 10.20	20				
with pegs, frontal entry, high construction, without adapter 1)	CFF 10	16	MFF 10.20	20				

1) enclosure without adapter, threaded on the body, to be used only with a complete cable gland.

2) can only be used with a complete cable gland (to be purchased separately).

IP degrees are according to the type of lever of the counterpart enclosures.
Alternatively, hoods with pegs may be coupled with fixed enclosures:
- C-TYPE, IP65 or IP66/IP69 stainless steel lever, from page 393 to page 400
- C7, IP66/IP67/IP69 stainless steel lever, page 438
- CV, IP65 or IP66/IP69 stainless steel lever, page 448 and 449

CALUS® Type 4/4X/12

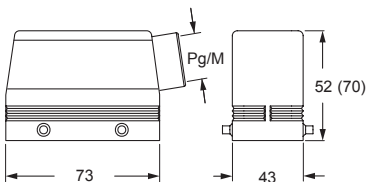


insulating cable gland or fittings without gasket

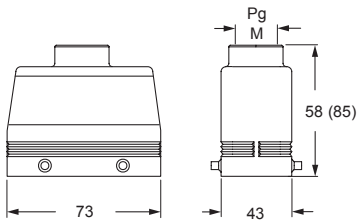


cable gland with O-Ring gasket
IP67 if hoods without adapters coupled with IP67 housings

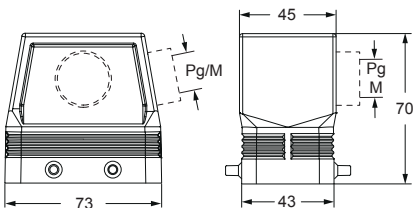
CHO (CAO) and MHO (MAO)



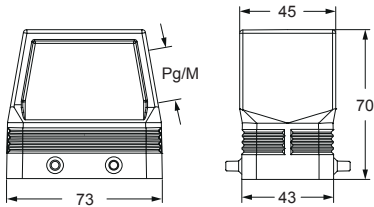
CHV (CAV) and MHV (MAV)



CAF/CFF and MAF/MFF



CFO and MFO



CFV and MFV

