

CH - CF and MH - MF C-TYPE standard version

inserts

CD	128 poles + ⊕	74
CDD	216 poles + ⊕	83
CDS	84 poles + ⊕	-
CDSH	84 poles + ⊕	91
CNE	48 poles + ⊕	115
CSE	48 poles + ⊕	-
CSH	48 poles + ⊕	115
CSH S	48 poles + ⊕	127
CCE	48 poles + ⊕	135
CME	20+4 (aux) poles + ⊕	144
CMSH	20+4 (aux) poles + ⊕	144
CSS	48 poles + ⊕	153
CTSE (16A *)	48 poles + ⊕	165
CQE	92 poles + ⊕	173
MIXO	6 + 6 modules	262 - 317

*) can be used only in bulkhead mounting housings

insert dimensions:
2 x (104 x 27) mm

page:

bulkhead and surface mounting enclosures with single lever



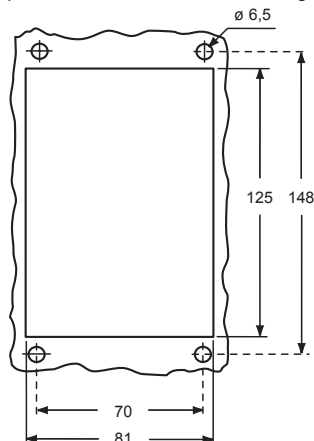
hoods with 2 pegs



description	part No.	entry Pg	part No.	entry M	part No.	entry Pg	part No.	entry M
bulkhead mounting enclosures with lever	CHI 48 L	—						
bulkhead mounting enclosures with lever and cover	CHI 48 LS	—						
surface mounting enclosures with lever and cover	CHP 48 LS29	29 x 2	MHP 48 LS40	40 x 2				
surface mounting enclosures with lever and cover	CHP 48 LS	36 x 2	MHP 48 LS50	50 x 2				
with pegs, side entry					CHO 48 L29	29	MHO 48 L32	32
with pegs, side entry					CHO 48 L	36	MHO 48 L40	40
with pegs, side entry					CHO 48 L42	42	MHO 48 L50	50
with pegs, side entry, without adapter ¹⁾					CFO 48 L29	29	MFO 48 L32	32
with pegs, side entry, without adapter ¹⁾					CFO 48 L	36	MFO 48 L40	40
with pegs, side entry, without adapter ¹⁾					CFO 48 L42	42	MFO 48 L50	50
with pegs, top entry					CHV 48 L29	29	MHV 48 L32	32
with pegs, top entry					CHV 48 L	36	MHV 48 L40	40
with pegs, top entry					CHV 48 L42	42	MHV 48 L50	50
with pegs, top entry, without adaptor ¹⁾					CFV 48 L29	29	MFV 48 L32	32
with pegs, top entry, without adaptor ¹⁾					CFV 48 L	36	MFV 48 L40	40
with pegs, top entry, without adaptor ¹⁾					CFV 48 L42	42	MFV 48 L50	50

¹⁾ enclosure without adapter, threaded on the body, to be used only with a complete cable gland.

panel cut-out for bulkhead mounting housings



IMPORTANT NOTE: The enclosures ensure IP66/IP69 degree of protection (or IP65 for hinged cover versions) when mated and locked with the closing levers. The cover (CS, CP) only ensures mechanical protection, but does not ensure IP65 degree of protection.

CALUS Type 4/4X/12

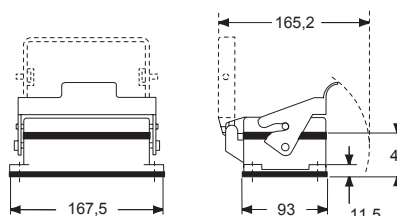


insulating cable gland or fittings without gasket

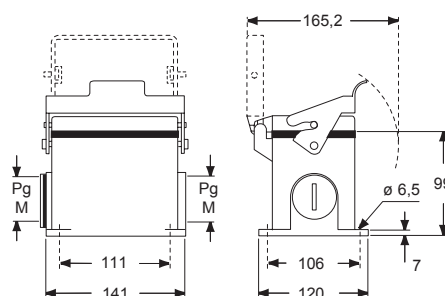


cable gland with O-Ring gasket

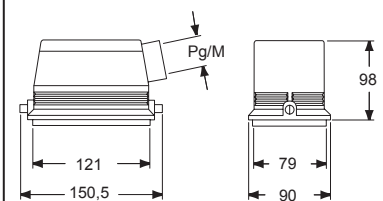
CHI L - LS



CHP LS and MHP LS



CHO/CFO L and MHO/MFO L



CHV/CFV L and MHV/MFV L

