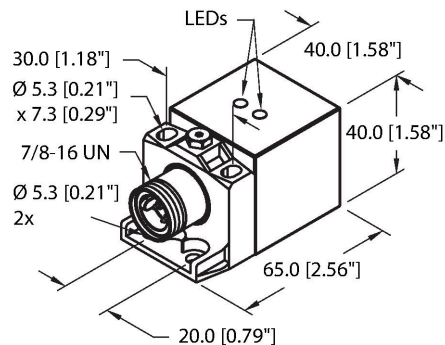


BI20U-CA40-ADZ30X2-B1131 W/BS 2.1 Inductive Sensor – With Increased Switching Distance



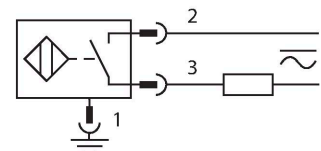
Features

- Rectangular, height 40 mm
- Variable orientation of active face in 5 directions
- Sensor housing GD-ALSI 12
- Plastic, PA6-GF30
- Factor 1 for all metals
- Resistant to magnetic fields
- High switching frequency
- AC 2-wire, 20...250 VDC
- DC 2-wire, 10...300 VDC
- NO contact
- 7/8" male connector

Technical data

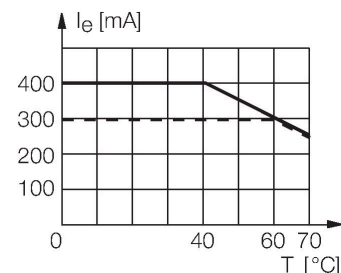
Type	BI20U-CA40-ADZ30X2-B1131 W/BS 2.1
Ident. no.	4283290
Rated switching distance	20 mm
Mounting conditions	Flush
Secured operating distance	$\leq (0.81 \times S_n)$ mm
Repeat accuracy	≤ 2 % of full scale
Temperature drift	$\leq \pm 10$ %
Hysteresis	3...15 %
Ambient temperature	0...+70 °C
Operating voltage	20...250 VAC
Operating voltage	10...300 VDC
AC rated operational current	≤ 400 mA
DC rated operational current	≤ 300 mA
Frequency	$\geq 50 \dots \leq 60$ Hz
Residual current	≤ 1.7 mA
Isolation test voltage	≤ 1.5 kV
Surge current	≤ 3 A (≤ 20 ms max. 5 Hz)
Short-circuit protection	yes / Latching
Voltage drop at I_o	≤ 6 V
Wire breakage/Reverse polarity protection	yes / Complete
Output function	2-wire, NO contact
Smallest operating current	≥ 3 mA
Insulation class	□
Switching frequency	0.01 kHz

Wiring diagram



Functional principle

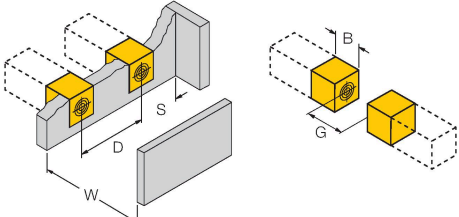
Inductive sensors are designed for wear-free and contactless detection of metal objects. uprox Factor 1 sensors have significant advantages due to their patented ferrite-coreless multi-coil system. They detect all metals at the same large switching distance and are resistant to magnetic fields.



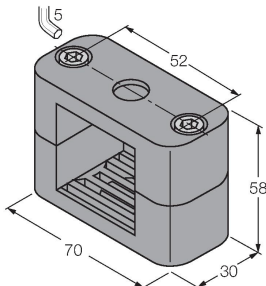
Technical data

Design	Rectangular, CA40
Dimensions	65 x 40 x 40 mm
	variable orientation of active face in 5 directions
Housing material	Metal, GD-AISI 12
Active area material	Plastic, PA6-GF30, black
Electrical connection	Connector, 7/8"
Vibration resistance	55 Hz (1 mm)
Shock resistance	30 g (11 ms)
Protection class	IP67
MTTF	874 years acc. to SN 29500 (Ed. 99) 40 °C
Power-on indication	LED, Green
Switching state	LED, Yellow
Included in delivery	BS2.1-CK40

Mounting instructions

Mounting instructions/Description	
	Distance D
	2 x B
	Distance W
	3 x Sn
	Distance S
	1.5 x B
	Distance G
	6 x Sn
	Width active area B
	40 mm

Accessories

BSS-CP40	6901318
	
Mounting clamp for rectangular housings 40 x 40 mm; material: Polypropylene	