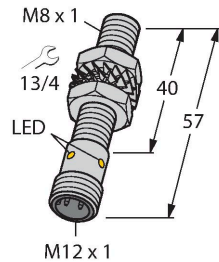


BI2U-EGT08-AP6X-H1341/S1589

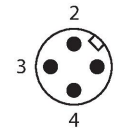
Inductive Sensor – With WeldGuard™ Coating



Features

- Threaded barrel, M8 x 1
- Stainless steel, PTFE-coated
- Factor 1 for all metals
- Protection class IP68
- Resistant to magnetic fields
- Extended temperature range
- High switching frequency
- DC 3-wire, 10...30 VDC
- NO contact, PNP output
- M12 x 1 male connector

Wiring diagram



Functional principle

Inductive sensors are designed for wear-free and contactless detection of metal objects. approx Factor 1 sensors have significant advantages due to their patented ferrite-coreless 3-coil system. They detect all metals at the same large switching distance and are resistant to magnetic fields. Turck WeldGuard sensors for use in welding systems are equipped with a thin coating made of thermosetting plastic. This high-tech coating is resistant to abrasion and withstands mechanical stress.

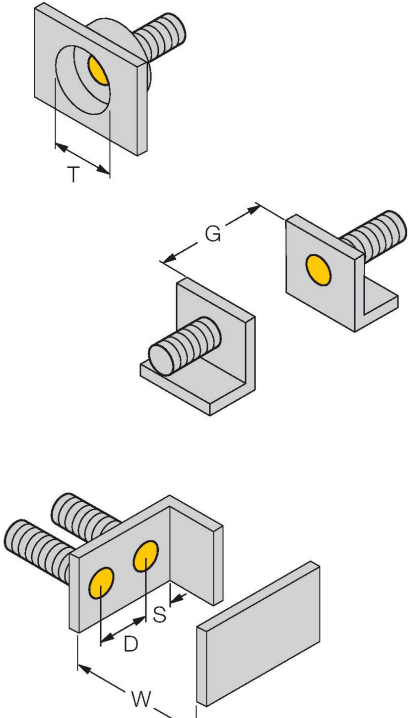
Technical data

Type	BI2U-EGT08-AP6X-H1341/S1589
Ident. no.	46020702
Special version	S1589 corresponds to: With weldguard coating
Rated switching distance	2 mm
Mounting conditions	Flush
Secured operating distance	$\leq (0.81 \times S_n) \text{ mm}$
Repeat accuracy	$\leq 2 \text{ \% of full scale}$
Temperature drift	$\leq \pm 10 \text{ \%}$ $\leq \pm 15 \text{ \%}, \leq -25 \text{ }^\circ\text{C} \vee \geq +70 \text{ }^\circ\text{C}$
Hysteresis	3...15 %
Ambient temperature	-30...+85 °C
Operating voltage	10...30 VDC
Residual ripple	$\leq 10 \text{ \% } U_{ss}$
DC rated operational current	$\leq 150 \text{ mA}$
No-load current	$\leq 15 \text{ mA}$
Residual current	$\leq 0.1 \text{ mA}$
Isolation test voltage	$\leq 0.5 \text{ kV}$
Short-circuit protection	yes / Cyclic
Voltage drop at I_o	$\leq 1.8 \text{ V}$
Wire breakage/Reverse polarity protection	yes / Complete
Output function	3-wire, NO contact, PNP
Switching frequency	2 kHz

Technical data

Design	Threaded barrel, M8 × 1
Dimensions	57 mm
Housing material	Stainless steel, 1.4427 SO, PTFE-coated
Active area material	Plastic, PA12-GF30 + WeldGuard™, PTFE-coated
Max. tightening torque of housing nut	5 Nm
Electrical connection	Connector, M12 × 1
Vibration resistance	55 Hz (1 mm)
Shock resistance	30 g (11 ms)
Protection class	IP68
MTTF	874 years acc. to SN 29500 (Ed. 99) 40 °C
Switching state	LED, Yellow

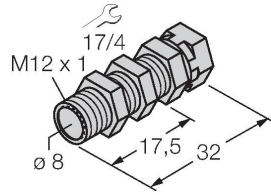
Mounting instructions

Mounting instructions/Description	
	Distance D
	16 mm
	Distance W
	6 mm
	Distance T
	24 mm
	Distance S
	12 mm
	Distance G
	12 mm
	Diameter active area B
	Ø 8 mm

Accessories

QM-08

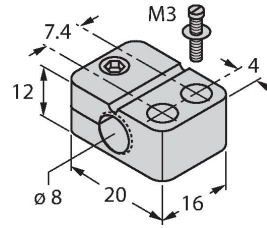
6945100



Quick-mount bracket with dead-stop, chrome-plated brass, male thread M12 x 1. Note: The switching distance of proximity switches may be reduced through the use of quick-mount brackets.

BST-08B

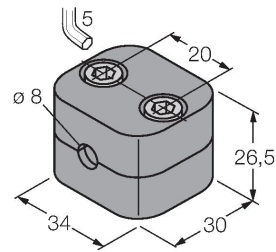
6947210



Mounting clamp for threaded barrel sensors, with dead-stop; material: PA6

BSS-08

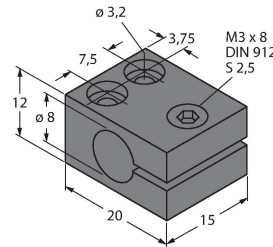
6901322



Mounting clamp for smooth and threaded barrel sensors; material: Polypropylene

MBS80

69479



Mounting clamp for smooth barrel sensors; mounting block material: Anodized aluminum