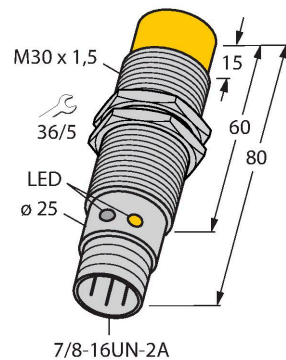


NI20U-G30-ADZ30X2-B1131

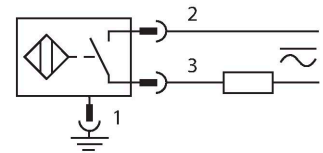
Inductive Sensor



Features

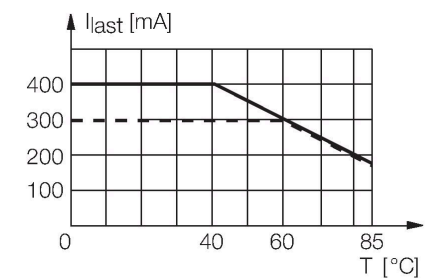
- Threaded barrel, M30 x 1.5
- Chrome-plated brass
- Factor 1 for all metals
- Protection class IP68
- Resistant to magnetic fields
- Extended temperature range
- High switching frequency
- AC 2-wire, 20...250 VDC
- DC 2-wire, 10...300 VDC
- NO contact
- 7/8" male connector

Wiring diagram



Functional principle

Inductive sensors are designed for wear-free and contactless detection of metal objects. uprox Factor 1 sensors have significant advantages due to their patented ferrite-coreless multi-coil system. They detect all metals at the same large switching distance and are resistant to magnetic fields.



Technical data

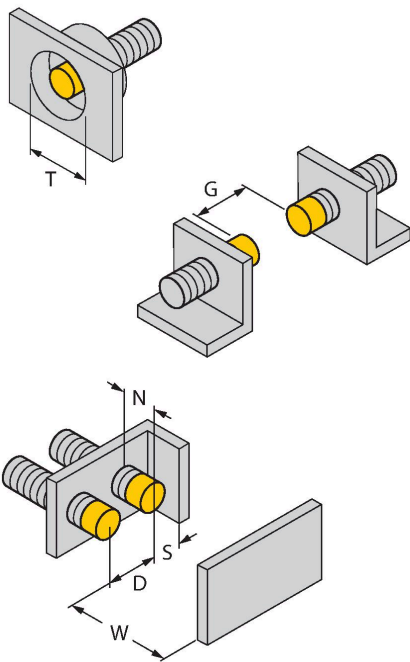
Type	NI20U-G30-ADZ30X2-B1131
Ident. no.	4281812
Rated switching distance	20 mm
Mounting conditions	Non-flush
Secured operating distance	$\leq (0.81 \times S_n) \text{ mm}$
Repeat accuracy	$\leq 2 \%$ of full scale
Temperature drift	$\leq \pm 10 \%$
	$\leq \pm 15 \%, \leq -25 \text{ °C v } \geq +70 \text{ °C}$
Hysteresis	3...15 %
Ambient temperature	-30...+85 °C
Operating voltage	20...250 VAC
Operating voltage	10...300 VDC
AC rated operational current	$\leq 400 \text{ mA}$
DC rated operational current	$\leq 300 \text{ mA}$
Frequency	$\geq 50 \dots \leq 60 \text{ Hz}$
Residual current	$\leq 1.7 \text{ mA}$
Isolation test voltage	$\leq 1.5 \text{ kV}$
Surge current	$\leq 3 \text{ A } (\leq 20 \text{ ms max. } 5 \text{ Hz})$
Short-circuit protection	yes / Latching
Voltage drop at I_o	$\leq 6 \text{ V}$
Wire breakage/Reverse polarity protection	yes / Complete
Output function	2-wire, NO contact
Smallest operating current	$\geq 3 \text{ mA}$
Switching frequency	0.01 kHz

Technical data

Design	Threaded barrel, M30 × 1.5
Dimensions	80 mm
Housing material	Metal, CuZn, Chrome-plated
Active area material	Plastic, PBT
Max. tightening torque of housing nut	75 Nm
Electrical connection	Connector, 7/8"
Vibration resistance	55 Hz (1 mm)
Shock resistance	30 g (11 ms)
Protection class	IP68
MTTF	874 years acc. to SN 29500 (Ed. 99) 40 °C
Power-on indication	LED, Green
Switching state	LED, Yellow

Mounting instructions

Mounting instructions/Description

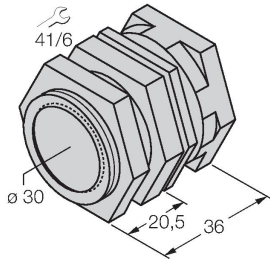


Distance D	3 x B
Distance W	3 x Sn
Distance T	3 x B
Distance S	1.5 x B
Distance G	6 x Sn
Distance N	2 x Sn
Diameter active area B	Ø 30 mm

Accessories

QM-30

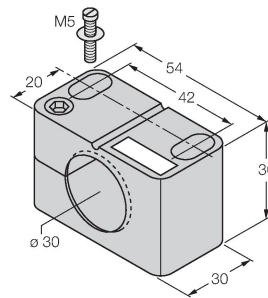
6945103



Quick-mount bracket with dead-stop; material: Chrome-plated brass. Male thread M36 × 1.5. Note: The switching distance of the proximity switches may change when using quick-mount brackets.

BST-30B

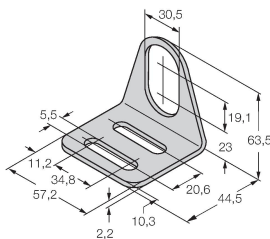
6947216



Mounting clamp for threaded barrel sensors, with dead-stop; material: PA6

MW-30

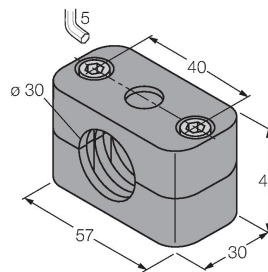
6945005



Mounting bracket for threaded barrel sensors; material: Stainless steel A2 1.4301 (AISI 304)

BSS-30

6901319



Mounting clamp for smooth and threaded barrel sensors; material: Polypropylene