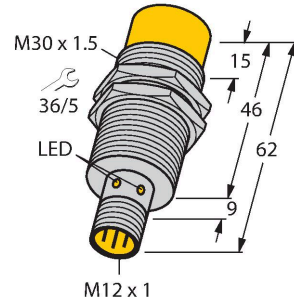


# NI30U-M30-AP6X-H1141

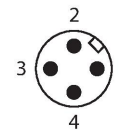
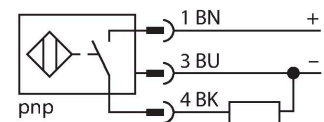
## Inductive Sensor



### Features

- M30 × 1.5 threaded tube
- Chrome-plated brass
- Factor 1 for all metals
- Protection class IP68
- Resistant to magnetic fields
- Large switching distance
- Integrated protection against predamping
- Little metal-free spaces
- DC 3-wire, 10...30 VDC
- NO contact, PNP output
- M12 x 1 male connector

### Wiring diagram



### Functional principle

Inductive sensors are designed for wear-free and contactless detection of metal objects. uprox+ sensors have significant advantages due to their patented multi-coil system. They excel thanks to their optimum switching distances, maximum flexibility and operational reliability as well as efficient standardization.

### Technical data

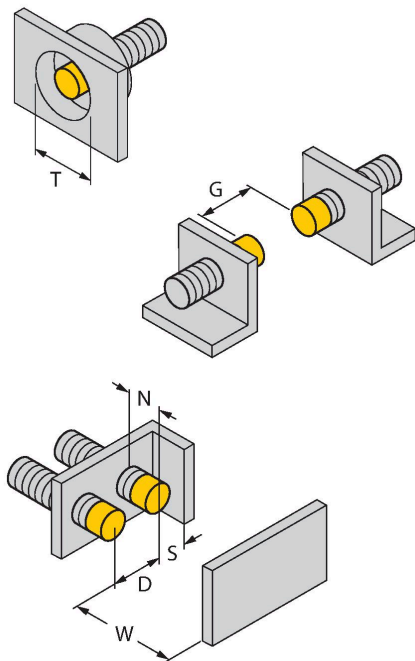
Type	NI30U-M30-AP6X-H1141
Ident. no.	1646631
Rated switching distance	30 mm
Mounting conditions	Non-flush
Secured operating distance	$\leq (0.81 \times S_n) \text{ mm}$
Repeat accuracy	$\leq 2 \text{ \% of full scale}$
Temperature drift	$\leq \pm 10 \text{ \%}$
	$\leq \pm 15 \text{ \%}, \leq -25 \text{ }^\circ\text{C} \vee \geq +70 \text{ }^\circ\text{C}$
Hysteresis	3...15 %
Ambient temperature	-30...+85 °C
Operating voltage	10...30 VDC
Residual ripple	$\leq 10 \text{ \% } U_{ss}$
DC rated operational current	$\leq 200 \text{ mA}$
No-load current	$\leq 20 \text{ mA}$
Residual current	$\leq 0.1 \text{ mA}$
Isolation test voltage	$\leq 0.5 \text{ kV}$
Short-circuit protection	yes / Cyclic
Voltage drop at $I_o$	$\leq 1.8 \text{ V}$
Wire breakage/Reverse polarity protection	yes / Complete
Output function	3-wire, NO contact, PNP
Insulation class	□
Switching frequency	1 kHz
Design	Threaded barrel, M30 × 1.5
Dimensions	62 mm

## Technical data

Housing material	Metal, CuZn, Chrome-plated
Active area material	Plastic, LCP
Max. tightening torque of housing nut	75 Nm
Electrical connection	Connector, M12 × 1
Vibration resistance	55 Hz (1 mm)
Shock resistance	30 g (11 ms)
Protection class	IP68
MTTF	874 years acc. to SN 29500 (Ed. 99) 40 °C
Switching state	LED, Yellow

## Mounting instructions

### Mounting instructions/Description



Distance D	135 mm
Distance W	3 x Sn
Distance T	3 x B
Distance S	1.5 x B
Distance G	6 x Sn
Distance N	2 x Sn
Diameter active area B	Ø 30 mm

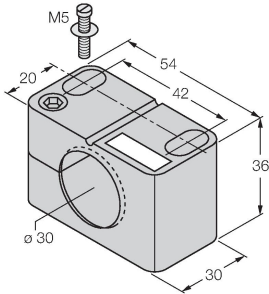
All non-flush mountable uprox®+ threaded barrel sensors can be screwed to the upper edge of the barrel. In this mounting position, the sensor operates safely with a 20 % reduced switching distance.

When installed in an aperture plate, a distance of X = 140 mm must be observed.

## Accessories

### BST-30B

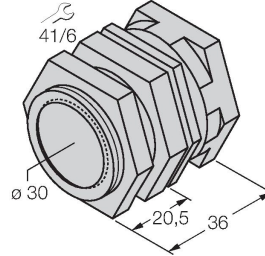
6947216



Mounting clamp for threaded barrel sensors, with dead-stop; material: PA6

### QM-30

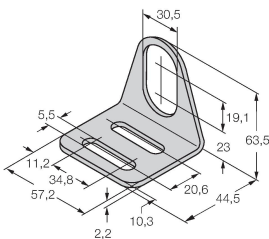
6945103



Quick-mount bracket with dead-stop; material: Chrome-plated brass. Male thread M36 × 1.5. Note: The switching distance of the proximity switches may change when using quick-mount brackets.

### MW-30

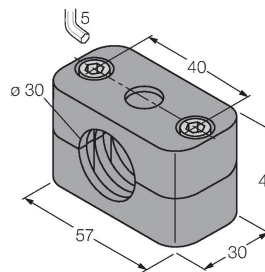
6945005



Mounting bracket for threaded barrel sensors; material: Stainless steel A2 1.4301 (AISI 304)

### BSS-30

6901319



Mounting clamp for smooth and threaded barrel sensors; material: Polypropylene

## Wiring accessories

### Dimension drawing

### Type

RKC4T-2/TEL

### Ident. no.

6625010

Connection cable, female M12, straight, 3-pin, cable length: 2 m, sheath material: PVC, black; cULus approval; other cable lengths and qualities available, see [www.turck.com](http://www.turck.com)

