

Twist-Lock® Devices

Features and Benefits

Insulgrip® Standard Locking Receptacles

Twist-Lock® receptacles combine functional design features, unparalleled quality to deliver ultimate performance.

The high-impact nylon face of each Hubbell Twist-Lock receptacle has a colored ring. Keyed to an internationally recognized color coding scheme, this ring enables mating devices to be matched quickly. It's just one more example of user-oriented thinking at Hubbell.

The terminals in each Hubbell Twist-Lock receptacle are mechanically and electrically the finest available. These terminals incorporate unique design features to contain and hold conductors, including an external back wiring "wraparound" clamp, a wire restraint recess and more.

The materials used in every receptacle are of the highest quality. The all brass mounting system provides a safer, lower resistance ground path than those made of steel. The thick wall base is constructed of an engineered thermoplastic to offer the benefits of a thermoset, yet with much greater impact resistance.

Hubbell Twist-Lock Receptacles: Voltage color coding on the outside. Proven designs and quality materials on the inside. Any way you look at them, they are the standard of the industry.



125V



250V



277V AC



480V AC



600V AC



125/250V



Housing Design

- High-impact, abuse-resistant nylon face
- Glass-Reinforced thermoplastic base (PBT) has the desirable characteristics of a thermoset material, including heat, flame resistance and dimensional stability. The impact resistance it provides, however, is much greater than that of a thermoset



Wiring Design

- Wire restraint recess for both back and side wiring, greatly reduces the possibility of loosening the terminal connection



Mounting Strap

- All-brass mounting and grounding system provides a lower resistance ground path and greater resistance to corrosion than steel mounting systems



Terminals

- #10 brass terminal screw provides greater strength and resistance to corrosion and stripping
- Anti-rotational clamp has a stop to limit the amount of cocking when only one side is used. Accommodates both back and side wiring



Identification

- Face color coding by voltage facilitates locating and mating of proper devices
- Boss diameter is 1.562 inch on 20A and 30A devices for simplifying installation and accessory selection



Contacts

- One-piece contact with long spring arm (low stress) and oxide cutting nibs: prevents stress and overheating associated with riveted contact and short spring arms

Twist-Lock® Devices



20 Amp, 3ØY 120/208, 277/480 and 347/600 Volts AC
4 Pole, 5 Wire, Grounding



20A 3ØY 120/208V AC NEMA L21-20R 2 HP	20A 3ØY 277/480V AC NEMA L22-20R 5 HP	20A 3ØY 347/600V AC NEMA L23-20R
---	---	-------------------------------------


Connector Bodies

Watertight Safety-Shroud®

IP66 SUITABILITY

UL Type 4x, 12

Description	Cord Dia.	Catalog Number		
Black Valox® housing, white Valox® clamps.	.350"-1.150" (9-29)	HBL2513SW	-	-



HBL2513SW

Insulgrip®

IP20 SUITABILITY

Description	Cord Dia.	Catalog Number		
Black and white nylon.	.350"-1.150" (9-29)	HBL2513	HBL2523	HBL2533
All black nylon.	.350"-1.150" (9-29)	HBL2513BK	-	-
Corrosion resistant, yellow nylon.	.350"-1.150" (9-29)	HBL25CM13	-	-
Black and white for flat cable.	.350"-1.150" (9-29)	HBL2513FC	-	-



HBL2513

Note: See page B-52 for accessories.

Receptacles

Watertight Safety-Shroud®

IP66 SUITABILITY

UL Type 4x, 12

Description	Catalog Number		
Gray Valox® housing and flange, back wired.	HBL2510SW	-	-

Note: See page B-54 for accessories.

Safety-Shroud® Twist-Lock®

IP20 SUITABILITY

Description	Catalog Number		
Gray Valox® angle housing, one gang, back wired.	HBL2510AR	-	-
Gray Valox® surface mounting, one gang, back wired.	HBL2510SR	-	-
Gray Valox® semi-flush, two gang, back wired.	HBL2510SR2	-	-



HBL2510SW

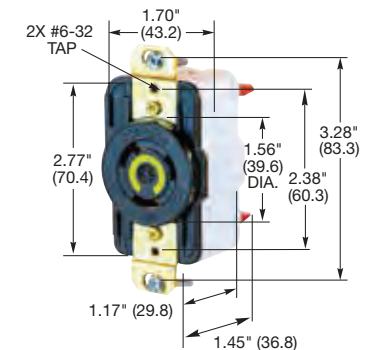
Single Flush Receptacles

IP20 SUITABILITY

Description	Catalog Number		
Black nylon face, back and side wired.	HBL2510	HBL2520*	HBL2530*
Black and white nylon, spring termination.	HBL2510ST	HBL2520ST	-
Isolated ground, orange nylon face, back and side wired.	IG2510	-	-

Note: See page B-52 for accessories.

*Not Fed Spec.




HBL2520ST

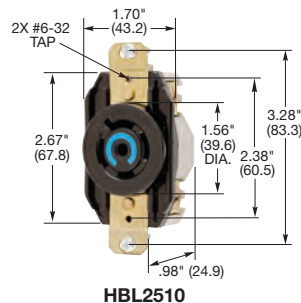
Insulgrip® Flanged Receptacles

Description	Catalog Number		
Nylon casing, back wired.	HBL2516	HBL2526	HBL2536


Note: See page B-52 for accessories.




HBL2516



HBL2510



HBL2510SR2





































HBL2510SR

Valox® is a trademark of SABIC Innovative Plastics, acquired from General Electric Company.

Dimensions in Inches (mm)

Floor Box Cover to Receptacle Compatibility Chart

Cover Style			Terrazzo (2 1/2")	2 3/4"	2 1/2"	Duplex Flap	Duplex Plug	Style Line®
Round			S3325 	S3525 	S(A)2925 S(A)2725 S(A)2525 	S(A)3925 	S(A)3725 	
Rectangular				S3425 	S2825 S(A)2625 S(A)2425 	S(A)3825 	S(A)3625 	S(A)3826 
Rating	NEMA Config.							
2P, 3W 15A, 125V	5-15R		HBL5251 HBL5261 IG5261	HBL5251 HBL5261 IG5261	HBL5251 HBL5261 IG5261	5252AB 5262B CR5252IG HBL5252 HBL5262 IG5262	5252AB 5262B CR5252IG HBL5252 HBL5262 IG5262	HBL2152 IG2152 GFRST15 HBL5260SA HBL5262SA USB15
2P, 3W 15A, 125V	L5-15R		HBL4710 IG4710	HBL4710 IG4710	HBL4710 IG4710	HBL4700 IG4700A HBL4792 HBL4794 HBL4795	HBL4700 IG4700A HBL4792 HBL4794 HBL4795	
2P, 3W 15A, 250V	6-15R		HBL5661 IG5661	HBL5661 IG5661	HBL5661 IG5661	HBL5652 HBL5662 IG5662	HBL5652 HBL5662 IG5662	
2P, 3W 15A, 250V	L6-15R		HBL4560 IG4560	HBL4560 IG4560	HBL4560 IG4560	HBL4550 IG4550A	HBL4550 IG4550A	
2P, 3W 15A, 277V	7-15R					HBL5302	HBL5302	
2P, 3W 15A, 277V	L7-15R		HBL4760	HBL4760	HBL4760	HBL4750	HBL4750	
2P, 3W 20A, 125V	5-20R		HBL5361 IG5361	HBL5361 IG5361	HBL5361 IG5361	5352AB 5362B CR5352IG HBL5352 HBL5362 IG5362	5352AB 5362B CR5352IG HBL5352 HBL5362 IG5362	HBL2162 IG2162 GFRST20 HBL5360SA HBL5362SA USB20
2P, 3W 20A, 125V	5-20R					HBL5392	HBL5392	
2P, 3W 20A, 125V	L5-20R		HBL2310 IG2310	HBL2310 IG2310	HBL2310 IG2310			
2P, 3W 20A, 250V	6-20R		HBL5461 IG5461	HBL5461 IG5461	HBL5461 IG5461	HBL5462 IG5462	HBL5462 IG5462	
2P, 3W 20A, 250V	L6-20R		HBL2320 IG2320	HBL2320 IG2320	HBL2320 IG2320			
2P, 3W 30A, 125V	L5-30R		HBL2610 IG2610	HBL2610 IG2610	HBL2610 IG2610			
2P, 3W 30A, 250V	L6-30R		HBL2620 IG2620	HBL2620 IG2620	HBL2620 IG2620			
3P, 4W, 20A 125/250V	14-20R		HBL8410	HBL8410	HBL8410			
	L14-20R		HBL2410 IG2410	HBL2410 IG2410	HBL2410 IG2410			
3P, 4W, 20A 3Ø 250V	15-20R		HBL8420	HBL8420	HBL8420			
	L15-20R		HBL2420 IG2420	HBL2420 IG2420	HBL2420 IG2420			
3P, 4W, 30A 125/250V	L14-30R		HBL2710 IG2710	HBL2710 IG2710	HBL2710 IG2710			
3P, 4W, 30A 3Ø 250V	L15-30R		HBL2720 IG2720	HBL2720 IG2720	HBL2720 IG2720			
3P, 4W, 30A 3Ø 600V	L17-30R		HBL2740	HBL2740	HBL2740			
4P, 5W, 20A 3ØY 120/208V	L21-20R		HBL2510 IG2510	HBL2510 IG2510	HBL2510 IG2510			
4P, 5W, 20A 3ØY 347/600V	L23-20R		HBL2530	HBL2530	HBL2530			
4P, 5W, 30A 3ØY 120/208V	L21-30R		HBL2810 IG2810	HBL2810 IG2810	HBL2810 IG2810			
4P, 5W, 30A 3ØY 347/600V	L23-30R		HBL2830	HBL2830	HBL2830			