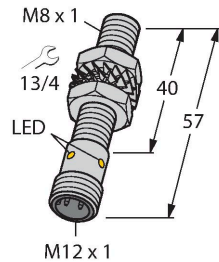


BI2U-EG08-AP6X-H1341

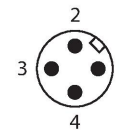
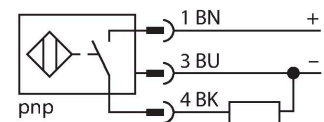
Inductive Sensor



Features

- Threaded barrel, M8 x 1
- Stainless steel, 1.4427 SO
- Factor 1 for all metals
- Protection class IP68
- Resistant to magnetic fields
- Large switching distance
- High switching frequency
- Recessed mountable
- DC 3-wire, 10...30 VDC
- NO contact, PNP output
- M12 x 1 male connector

Wiring diagram



Functional principle

Inductive sensors are designed for wear-free and contactless detection of metal objects. uprox+ sensors have significant advantages due to their patented multi-coil system. They excel thanks to their optimum switching distances, maximum flexibility and operational reliability as well as efficient standardization.

Technical data

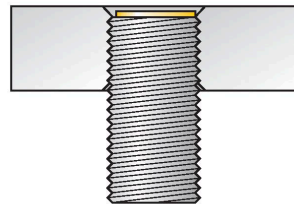
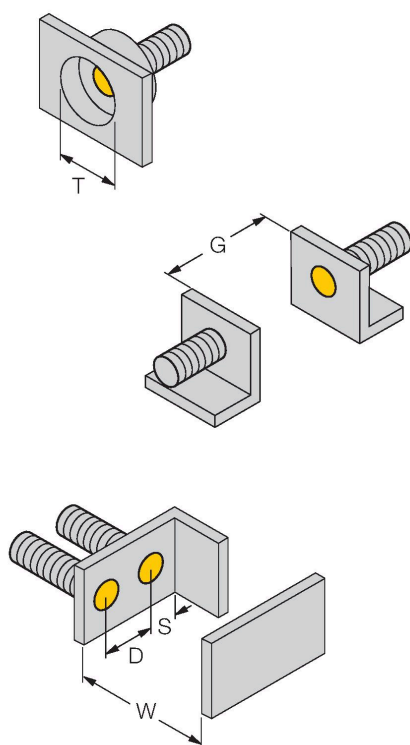
Type	BI2U-EG08-AP6X-H1341
Ident. no.	4602034
Rated switching distance	2 mm
Mounting conditions	Flush
Secured operating distance	$\leq (0.81 \times S_n) \text{ mm}$
Repeat accuracy	$\leq 2 \text{ \% of full scale}$
Temperature drift	$\leq \pm 10 \text{ \%}$
	$\leq \pm 20 \text{ \%}, \leq -25 \text{ }^\circ\text{C} \vee \geq +70 \text{ }^\circ\text{C}$
Hysteresis	3...15 %
Ambient temperature	-30...+85 °C
Operating voltage	10...30 VDC
Residual ripple	$\leq 10 \text{ \% } U_{ss}$
DC rated operational current	$\leq 150 \text{ mA}$
No-load current	$\leq 15 \text{ mA}$
Residual current	$\leq 0.1 \text{ mA}$
Isolation test voltage	$\leq 0.5 \text{ kV}$
Short-circuit protection	yes / Cyclic
Voltage drop at I_o	$\leq 1.8 \text{ V}$
Wire breakage/Reverse polarity protection	yes / Complete
Output function	3-wire, NO contact, PNP
Insulation class	□
Switching frequency	1 kHz
Design	Threaded barrel, M8 x 1
Dimensions	57 mm

Technical data

Housing material	Stainless steel, 1.4427 SO
Active area material	Plastic, PA12-GF30
Max. tightening torque of housing nut	5 Nm
Electrical connection	Connector, M12 × 1
Vibration resistance	55 Hz (1 mm)
Shock resistance	30 g (11 ms)
Protection class	IP68
MTTF	874 years acc. to SN 29500 (Ed. 99) 40 °C
Switching state	LED, Yellow

Mounting instructions

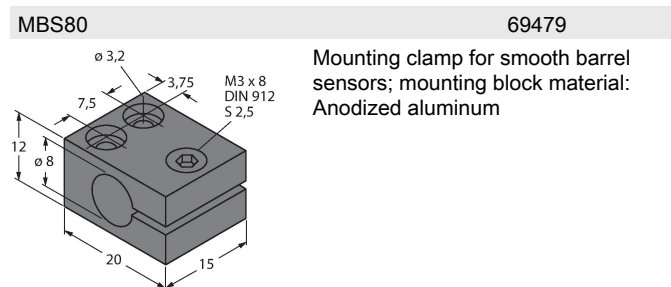
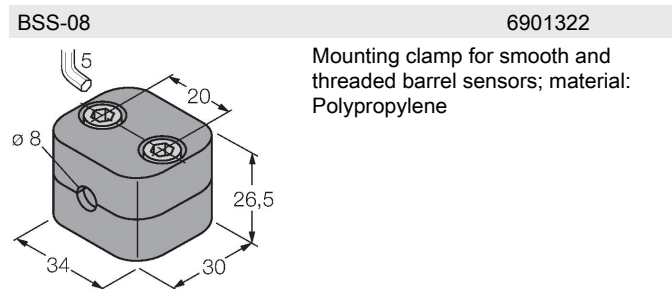
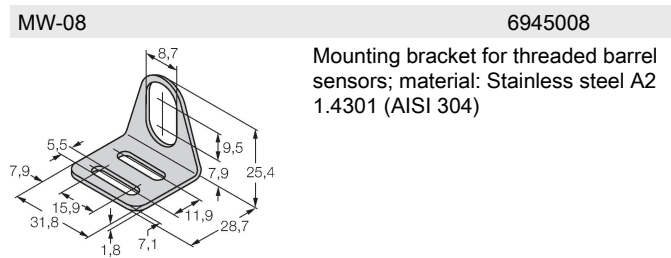
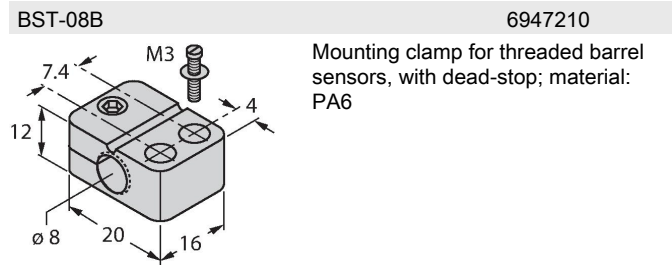
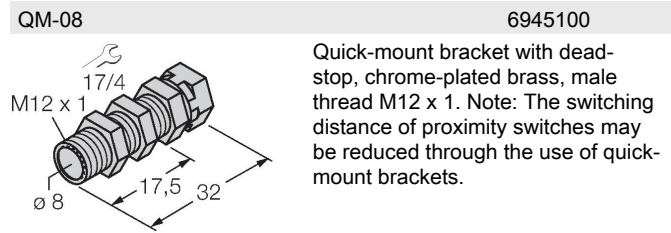
Mounting instructions/Description



Distance D	16 mm
Distance W	6 mm
Distance T	24 mm
Distance S	12 mm
Distance G	12 mm
Diameter active area B	Ø 8 mm

All flush mountable uprox+ threaded barrel types are also recessed mountable. Safe operation is ensured if the sensor is screwed in by half a turn.

Accessories



Wiring accessories

Dimension drawing	Type	Ident. no.	
	RKH4-2/TFE	6935482	Connection cable, M12 female, straight, 3-pin, stainless steel coupling nut, cable length: 2 m, jacket material: PVC, gray temperature range -25...+80 °C; other cable lengths and designs available, see www.turck.com
	RKH4-2/TFG	6934384	Connection cable, M12 female, straight, 3-pin, stainless steel coupling nut, cable length: 2 m, jacket material: TPE, gray temperature range -40...+105 °C; other cable lengths and designs available, see www.turck.com