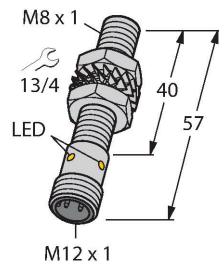


BI2U-EG08-AN6X-H1341

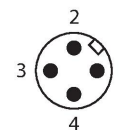
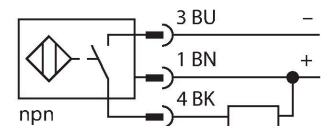
Inductive Sensor



Features

- Threaded barrel, M8 x 1
- Stainless steel, 1.4427 SO
- Factor 1 for all metals
- Protection class IP68
- Resistant to magnetic fields
- Large switching distance
- High switching frequency
- Recessed mountable
- DC 3-wire, 10...30 VDC
- NO contact, NPN output
- M12 x 1 male connector

Wiring diagram



Functional principle

Inductive sensors are designed for wear-free and contactless detection of metal objects. uprox+ sensors have significant advantages due to their patented multi-coil system. They excel thanks to their optimum switching distances, maximum flexibility and operational reliability as well as efficient standardization.

Technical data

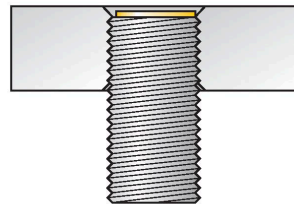
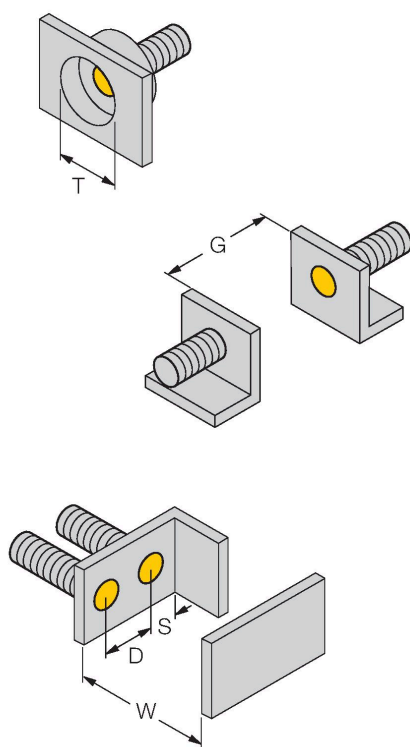
| | |
|---|--|
| Type | BI2U-EG08-AN6X-H1341 |
| Ident. no. | 4602037 |
| Rated switching distance | 2 mm |
| Mounting conditions | Flush |
| Secured operating distance | $\leq (0.81 \times S_n) \text{ mm}$ |
| Repeat accuracy | $\leq 2 \%$ of full scale |
| Temperature drift | $\leq \pm 10 \%$ |
| | $\leq \pm 20 \%, \leq -25 \text{ °C v } \geq +70 \text{ °C}$ |
| Hysteresis | 3...15 % |
| Ambient temperature | -30...+85 °C |
| Operating voltage | 10...30 VDC |
| Residual ripple | $\leq 10 \% U_{ss}$ |
| DC rated operational current | $\leq 150 \text{ mA}$ |
| No-load current | $\leq 15 \text{ mA}$ |
| Residual current | $\leq 0.1 \text{ mA}$ |
| Isolation test voltage | $\leq 0.5 \text{ kV}$ |
| Short-circuit protection | yes / Cyclic |
| Voltage drop at I_o | $\leq 1.8 \text{ V}$ |
| Wire breakage/Reverse polarity protection | yes / Complete |
| Output function | 3-wire, NO contact, NPN |
| Insulation class | □ |
| Switching frequency | 1 kHz |
| Design | Threaded barrel, M8 x 1 |
| Dimensions | 57 mm |

Technical data

| | |
|---------------------------------------|---|
| Housing material | Stainless steel, 1.4427 SO |
| Active area material | Plastic, PA12-GF30 |
| Max. tightening torque of housing nut | 5 Nm |
| Electrical connection | Connector, M12 × 1 |
| Vibration resistance | 55 Hz (1 mm) |
| Shock resistance | 30 g (11 ms) |
| Protection class | IP68 |
| MTTF | 874 years acc. to SN 29500 (Ed. 99) 40 °C |
| Switching state | LED, Yellow |

Mounting instructions

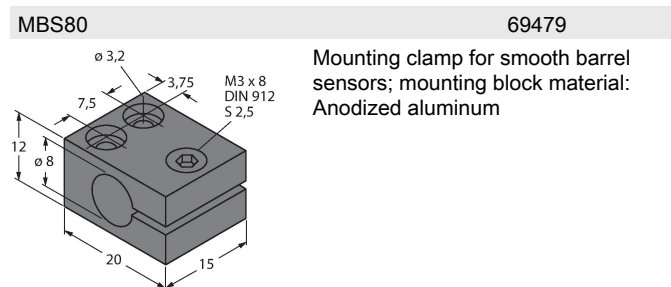
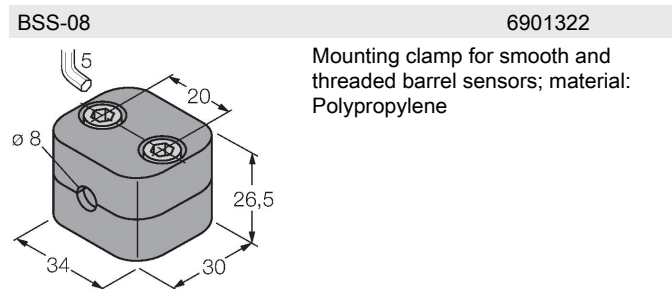
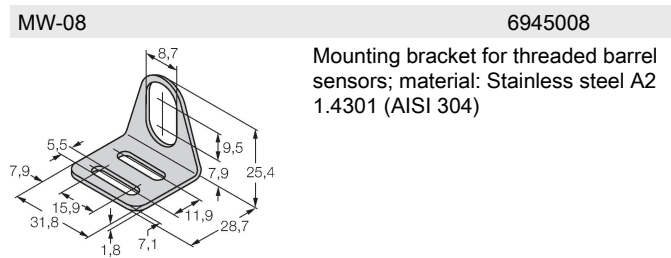
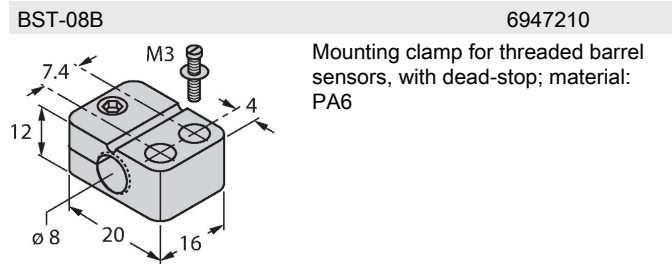
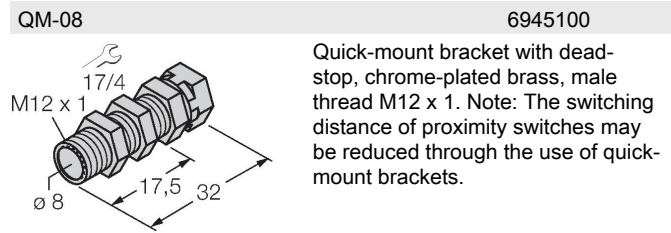
Mounting instructions/Description



| | |
|------------------------|--------|
| Distance D | 16 mm |
| Distance W | 6 mm |
| Distance T | 24 mm |
| Distance S | 12 mm |
| Distance G | 12 mm |
| Diameter active area B | Ø 8 mm |

All flush mountable uprox+ threaded barrel types are also recessed mountable. Safe operation is ensured if the sensor is screwed in by half a turn.

Accessories



Wiring accessories

| Dimension drawing | Type | Ident. no. | |
|-------------------|------------|------------|---|
| | RKH4-2/TFE | 6935482 | Connection cable, M12 female, straight, 3-pin, stainless steel coupling nut, cable length: 2 m, jacket material: PVC, gray temperature range -25...+80 °C; other cable lengths and designs available, see www.turck.com |
| | RKH4-2/TFG | 6934384 | Connection cable, M12 female, straight, 3-pin, stainless steel coupling nut, cable length: 2 m, jacket material: TPE, gray temperature range -40...+105 °C; other cable lengths and designs available, see www.turck.com |