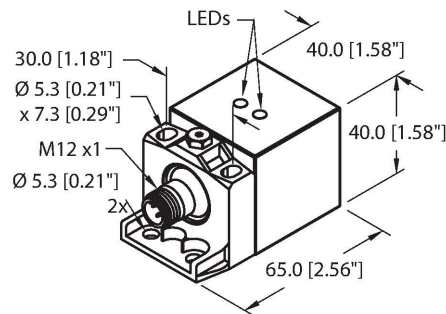


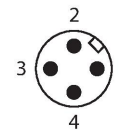
BI20U-CA40-AP6X2-H1141 W/BS2.1 Inductive Sensor – With Increased Switching Distance



Features

- Rectangular, height 40 mm
- Variable orientation of active face in 5 directions
- Sensor housing GD-ALSI 12
- Plastic, PA6-GF30
- Factor 1 for all metals
- Resistant to magnetic fields
- High switching frequency
- DC 3-wire, 10...30 VDC
- NO contact, PNP output
- M12 x 1 male connector

Wiring diagram



Functional principle

Inductive sensors are designed for wear-free and contactless detection of metal objects. uprox Factor 1 sensors have significant advantages due to their patented ferrite-coreless multi-coil system. They detect all metals at the same large switching distance and are resistant to magnetic fields.

Technical data

Type	BI20U-CA40-AP6X2-H1141 W/BS2.1
Ident. no.	1627290
Rated switching distance	20 mm
Mounting conditions	Flush
Secured operating distance	$\leq (0.81 \times S_n) \text{ mm}$
Repeat accuracy	$\leq 2 \text{ \% of full scale}$
Temperature drift	$\leq \pm 10 \text{ \%}$
Hysteresis	3...15 %
Ambient temperature	0...+70 °C
Operating voltage	10...30 VDC
Residual ripple	$\leq 10 \text{ \% } U_{ss}$
DC rated operational current	$\leq 200 \text{ mA}$
No-load current	$\leq 15 \text{ mA}$
Residual current	$\leq 0.1 \text{ mA}$
Isolation test voltage	$\leq 0.5 \text{ kV}$
Short-circuit protection	yes / Cyclic
Voltage drop at I_o	$\leq 1.8 \text{ V}$
Wire breakage/Reverse polarity protection	yes / Complete
Output function	3-wire, NO contact, PNP
Insulation class	□
Switching frequency	0.25 kHz
Design	Rectangular, CA40
Dimensions	65 x 40 x 40 mm

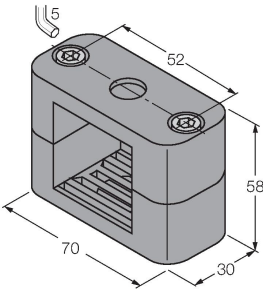
Technical data

	variable orientation of active face in 5 directions
Housing material	Metal, GD-AISI 12
Active area material	Plastic, PA6-GF30, black
Electrical connection	Connector, M12 × 1
Vibration resistance	55 Hz (1 mm)
Shock resistance	30 g (11 ms)
Protection class	IP67
MTTF	874 years acc. to SN 29500 (Ed. 99) 40 °C
Power-on indication	LED, Green
Switching state	LED, Yellow
Included in delivery	BS2.1-CK40

Mounting instructions

Mounting instructions/Description	
	Distance D 2 x B
	Distance W 3 x Sn
	Distance S 1 x B
	Distance G 6 x Sn
	Width active area B 40 mm

Accessories

BSS-CP40	6901318
	
Mounting clamp for rectangular housings 40 x 40 mm; material: Polypropylene	

BI20U-CA40-AP6X2-H1141 W/BS2.1 | 12/03/2020 05-14 | technical changes reserved