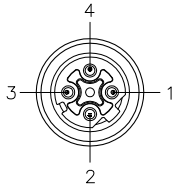
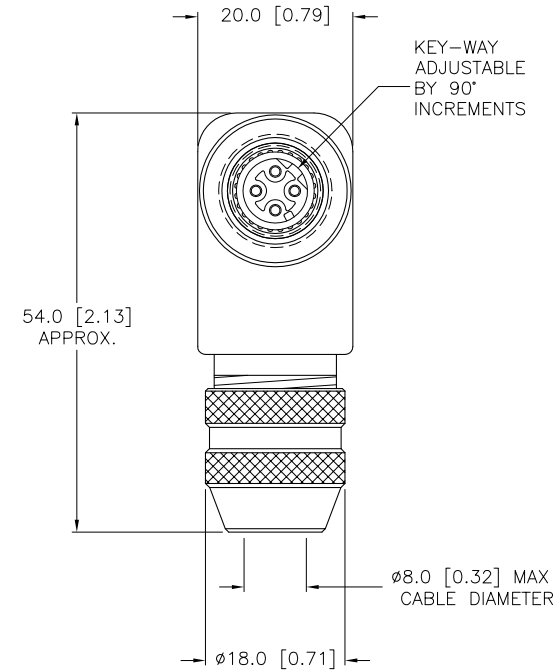
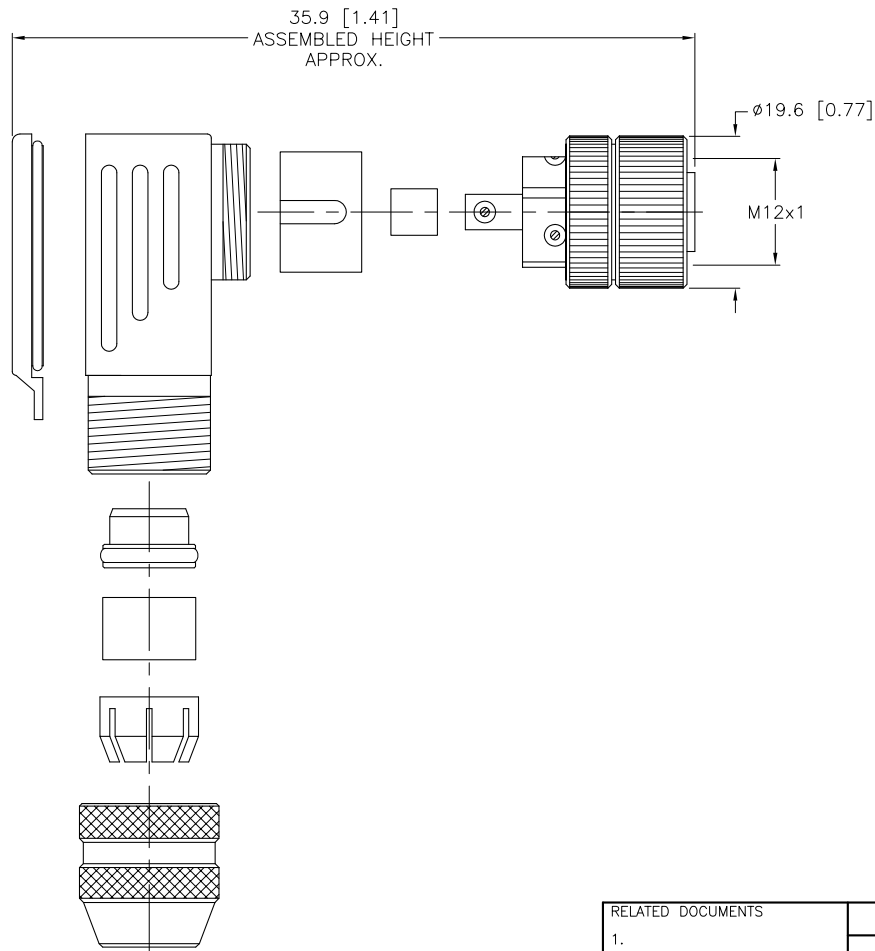


FEMALE END VIEW



SPECIFICATIONS

CONTACT MATERIAL/PLATING	BRASS/GOLD
COUPLING NUT MATERIAL/PLATING	BRASS/NICKEL
RATED CURRENT [A]	4.0 A
RATED VOLTAGE [V]	250 V
MAXIMUM WIRE SIZE	18 AWG
CABLE GRIP RANGE	6–8mm
TEMPERATURE RATING	–40°C to +85°C (–40°F to +185°F)
PROTECTION CLASS	IEC IP67
WIRE TERMINATION	SCREW TERMINAL



SOURCE DRAWING - FOR REFERENCE ONLY

RELATED DOCUMENTS		3RD ANGLE PROJECTION		THIS DRAWING IS PROPERTY OF TURCK INC. USE OF THIS DOCUMENT WITHOUT WRITTEN PERMISSION IS PROHIBITED.		<div>TURCK inc</div> <div>High Technology Sensors and Automation Controls</div>		3000 CAMPUS DRIVE MINNEAPOLIS, MN 55441 1-800-544-7769 (763) 553-7300 (763) 553-0708 fax turck.com					
1.				DRFT		RDS		DATE 05/04/10		DESCRIPTION CMBD 8241-0/PG9			
2.				DSGN		SCALE 1=1.0							
3.													
4.													
MATERIAL		ALL DIMENSIONS DISPLAYED ON THIS DRAWING ARE FOR REFERENCE ONLY								IDENTIFICATION NO. U2-17342		REV A	
SEE SPECIFICATIONS													
FINISH		CONTACT TURCK FOR MORE INFORMATION		UNIT OF MEASUREMENT MILLIMETER [INCH]		DO NOT SCALE THIS DRAWING							
SEE SPECIFICATIONS													
								FILE: U2-17342				SHEET 1 OF 1	

ALL METAL SHIELDED FIELD WIREABLE CONNECTOR