

## 30.5 mm Heavy-Duty Watertight/Oiltight—10250T



## Product Description

The 30.5 mm pushbutton line features a zinc die cast construction with chrome-plated housing and mounting nut. The same durable construction is also available with the corrosive resistant E34 line of pushbuttons. See E34 section on **Pages V7-T1-284 to V7-T1-325**.

## Features


- Heavy-duty zinc die cast construction
- Enclosed silver contacts with reliability nibs
- Diaphragm seals with drainage holes
- Grounding nibs on the operator casing

## Benefits

- Reliability nibs improve contact reliability even under dry circuit and fine dust conditions
- Drainage holes prevent buildup of liquid inside the operator which can prevent operation in freezing environments
- Grounding nibs bit through paint and other coatings to provide secure ground

## Contents

<i>Description</i>	<i>Page</i>
30.5 mm Heavy-Duty Watertight/Oiltight—10250T	
Product Overview . . . . .	<b>V7-T1-214</b>
Product Identification . . . . .	<b>V7-T1-214</b>
Catalog Number Selection . . . . .	<b>V7-T1-215</b>
Product Selection	
Point-of-Purchase Packaging . . . . .	<b>V7-T1-217</b>
Non-Illuminated Momentary Pushbutton Units . . . . .	<b>V7-T1-218</b>
Pushbuttons . . . . .	<b>V7-T1-219</b>
Illuminated Momentary Pushbutton Units . . . . .	<b>V7-T1-222</b>
Indicating Light Units . . . . .	<b>V7-T1-223</b>
Illuminated Pushbuttons and Indicating Lights . . . . .	<b>V7-T1-224</b>
Push-Pull Emergency Stop . . . . .	<b>V7-T1-226</b>
Illuminated Push-Pull Units . . . . .	<b>V7-T1-229</b>
Potentiometers . . . . .	<b>V7-T1-232</b>
Push-Pull Operators . . . . .	<b>V7-T1-233</b>
Selector Switch Units . . . . .	<b>V7-T1-237</b>
Selector Switch Selection . . . . .	<b>V7-T1-238</b>
Selector Switch Operators . . . . .	<b>V7-T1-241</b>
Illuminated Selector Switch Operators . . . . .	<b>V7-T1-244</b>
Joystick Units . . . . .	<b>V7-T1-245</b>
Joysticks . . . . .	<b>V7-T1-246</b>
Roto-Push Units . . . . .	<b>V7-T1-249</b>
Roto-Push Operators . . . . .	<b>V7-T1-250</b>
Accessories . . . . .	<b>V7-T1-255</b>
Options . . . . .	<b>V7-T1-260</b>
Replacement Parts . . . . .	<b>V7-T1-269</b>
Technical Data and Specifications . . . . .	<b>V7-T1-271</b>
Dimensions . . . . .	<b>V7-T1-274</b>



Drawings  
Online

## Application Description

### Contact Operation

Slow make and break. All normally closed contacts have positive opening operation, i.e., normally closed contacts are forced open in the event of contact weld or spring breakage.

## Standards and Certifications

- CE EN 60947-5-1 and 60947-5-5
- UL 508—File No. 131568
- CSA C22.2 No. 14—File No. LR68551



## Ingress Protection

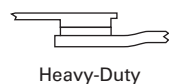
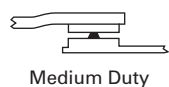
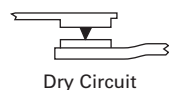
When mounted in similarly rated enclosure—

- Standard indicating lights
  - UL (NEMA) Type 1, 2, 3, 3R, 3S, 4, 4X, 12, 13
  - IEC IP65
- Most other operators
  - UL (NEMA) Type 1, 2, 3, 3R, 4, 4X, 12, 13
  - IEC IP65

## 1

**Product Overview****Reliability Nibs**

Eaton's contact blocks feature enclosed silver contacts with pointed "reliability nibs" for reliable performance from logic level up to 600V. To ensure reliable switching, nibs bite through oxide which can form on silver contacts, eliminating the need for expensive logic level blocks for most applications.

**Reliability Nibs**

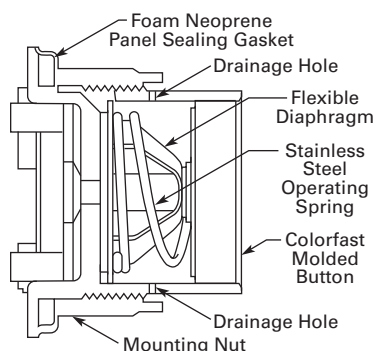

Reliability nibs improve performance in dry circuit, corrosive, fine dust and other contaminated atmospheres. Under normal environmental conditions, the minimum operational voltage is 5V and the minimum operational current is 1 mA, AC/DC. For operation under a wider range of environmental conditions, logic level contact blocks with inert palladium tipped contacts are recommended.

**Grounding Nibs**

10250T line operators have "grounding nibs"—four metal points on the operator casting designed to bite through most paints and other coatings on metal panels to enhance the ground connection when the operator is securely tightened.

**Grounding Nibs****Diaphragm Seal with Drainage Holes****Liquid Drainage**







Eaton's pushbutton operators offer front of panel drainage via holes in the operator bushing. Hidden from view by the mounting nut, these holes prevent buildup of liquid inside the operator, which can prevent operation in freezing environments. The holes also provide a route for escaping liquid in high pressure washdowns, effectively relieving pressure from the internal diaphragm seal, ensuring reliable sealing in applications even beyond NEMA 4.

**Diaphragm Seal****Product Identification****30.5 mm Heavy-Duty Watertight/Oiltight—10250T Series**

**Pushbuttons**

UL (NEMA) Type 3, 3R, 4, 4X, 12, 13

**Momentary Pushbutton Operators, Non-illuminated**

Button	Color	Catalog Number		
<b>10250T10_</b> 	Flush button ①	Black	<b>10250T101</b>	
		Red	<b>10250T102</b>	
		Green	<b>10250T103</b>	
		Yellow	<b>10250T104</b>	
		Gray	<b>10250T105</b>	
		White	<b>10250T106</b>	
		Blue	<b>10250T108</b>	
		Orange	<b>10250T109</b>	
<b>10250T11_</b> 	Extended button	Black	<b>10250T111</b>	
		Red	<b>10250T112</b>	
		Green	<b>10250T113</b>	
		Yellow	<b>10250T120</b>	
		White	<b>10250T116</b>	
		Blue	<b>10250T118</b>	
		Orange	<b>10250T119</b>	
<b>10250T5_</b> 	Half shrouded button		<b>Vertical</b>	<b>Horizontal</b>
		Black	<b>10250T501</b>	<b>10250T511</b>
		Red	<b>10250T502</b>	<b>10250T512</b>
		Green	<b>10250T503</b>	<b>10250T513</b>
		Yellow	<b>10250T504</b>	<b>10250T514</b>
		Gray	<b>10250T505</b>	<b>10250T515</b>
		White	<b>10250T506</b>	<b>10250T516</b>
		Blue	<b>10250T508</b>	<b>10250T518</b>
		Orange	<b>10250T509</b>	<b>10250T519</b>
<b>10250T12_</b> 	Mushroom button	Black	<b>10250T121</b>	
		Red	<b>10250T122</b>	
		Green	<b>10250T123</b>	
		Yellow	<b>10250T124</b>	
		Blue	<b>10250T129</b>	
<b>10250T17_</b> 	Jumbo mushroom button ②	Black	<b>10250T171</b>	
		Red	<b>10250T172</b>	
		Red (EMERG. STOP)	<b>10250T17213</b>	
		Green	<b>10250T173</b>	
		Yellow	<b>10250T174</b>	
<b>10250ED1164_</b> 	Low operating force— jumbo mushroom ②③	Black	<b>10250ED1164-2</b>	
		Red	<b>10250ED1164-3</b>	
		Green	<b>10250ED1164-4</b>	
		Yellow	<b>10250ED1164-5</b>	
		Clear	<b>10250ED1164</b>	

**Notes**

① To order operator with factory assembled extended retaining nut, **10250TA12**, for thick panel applications, add suffix letter **E** to listed catalog number. Example: 10250T101**E**.

② Anodized aluminum head is not suitable for use in ultraviolet light applications.

③ Operating force—Standard = 2.4 lb; low force = 1.6 lb.

**Note:** To order complete assembled unit using one composite catalog number, add contact block and legend plate suffix to the end of operator catalog number. Example: 10250T101-**1TS33**



**Operator**  
**10250T101**

+



**Contact Block**  
**10250T1**

+



**Legend Plate**  
**10250TS33**