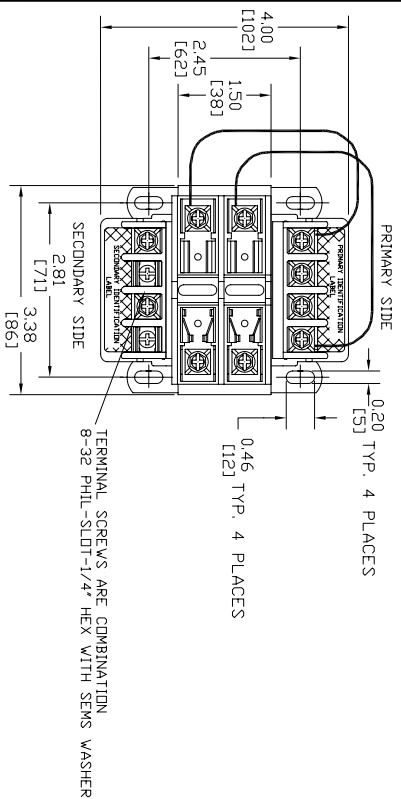


4

3

2

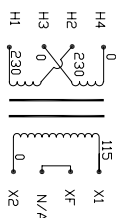
1



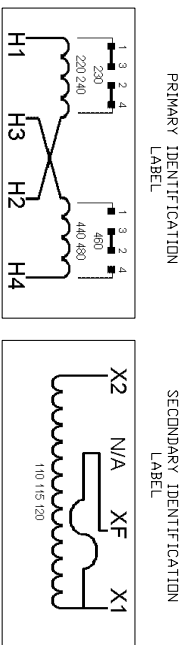
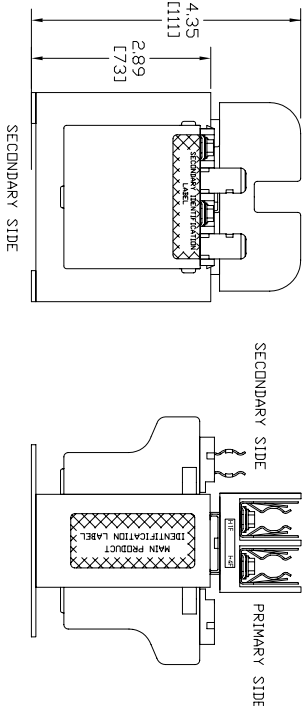
Transformer Specifications	
PRIMARY VOLTAGE(S)	230x460 (TRIPL. RATED)
SECONDARY VOLTAGE(S)	115
RATED V.A.	100
RATED FREQUENCY	50/60
INSULATION CLASS	105
AGENCY APPROVALS	UL/CUL
ESTIMATED WEIGHT	4.4 LBS

TEST REQUIREMENTS			
WINDING	H4-H3	H2-H1	X2-X1
D.C. VOLTS	240	240	130.8
LOAD VOLTS	240	240	120
F.L. AMPS	0.270	0.270	0.833
H1-POT	3000V		1800V
EXCITING AMPS	0.31AMPS @ 240 VOLTS, 50HZ		
EXCITING WATTS	8.9 MAX		

INTERNALLY JUMPED TO FUSE TERMINAL CONNECTION DIAGRAM



NOTE:
1. ALL MEASUREMENTS IN INCHES (MM)



Chlor-Hammer
INDUSTRIAL CONTROL TRANSFORMER

100VA 50/60Hz
TEMP CL. 105°C

CAT. C0100E2AFB
NO. SERIES 2

34085

REVISION
DT1109

UNLESS OTHERWISE SPECIFIED		DIMENSIONS IN INCHES		DIMENSIONS IN MILLIMETERS	
ONE PLACE DEC.	10.1	TWO PLACE DEC.	10.02	THREE PLACE DEC.	10.005
ANGLES	10.5	VOLTAJE	10.5	AMPERAGE	10.5
FORCE/TORQUE	10.5	SPEED	10.5	TEMPERATURE	10.5
TIME	10.5	TEMPERATURE	10.5	WINDING	10.5
IN ACCORDANCE WITH	10.5	IN ACCORDANCE WITH	10.5	IN ACCORDANCE WITH	10.5
ASME Y14.5M-1994		ASME Y14.5M-1994		ASME Y14.5M-1994	
SYMBOL DEFINITIONS		SYMBOL DEFINITIONS		SYMBOL DEFINITIONS	
THIRD ANGLE PROJECTION		THIRD ANGLE PROJECTION		THIRD ANGLE PROJECTION	
DATE	11/06/08	DATE	11/06/08	DATE	11/06/08
APPD	S. CASTRO	APPD	S. CASTRO	APPD	S. CASTRO
ENG. REF.	C. CASTORENA	ENG. REF.	C. CASTORENA	ENG. REF.	C. CASTORENA
DATE	11/06/08	DATE	11/06/08	DATE	11/06/08
TITLE	MTE CONTROL TRANSFORMER 100 VA SERIES 2				
SIZE	B	SIZE	B	SIZE	B
SCALE	1	SCALE	1	SCALE	1
DWG NO.	C0100E2AFB	DWG NO.	C0100E2AFB	DWG NO.	C0100E2AFB
PARTS LIST		PARTS LIST		PARTS LIST	
PRODUCT CODE	1	PRODUCT CODE	1	PRODUCT CODE	1
SHEET NO.	1	SHEET NO.	1	SHEET NO.	1
OF 1		OF 1		OF 1	