

Basic features

Approval/Conformity	CE Ecolab cULus EAC WEEE
Scope of delivery	Short guide
Style	Two-row
Supported web browsers	Google Chrome Mozilla Firefox

Display/Operation

Sensor supply US indicator	Green LED
Switching function display	LED yellow

Electrical connection

Connection (COM 1)	M12x1-Female, 4-pin, D-coded
Connection (COM 2)	M12x1-Female, 4-pin, D-coded
Connection (supply voltage IN)	7/8\"-Male, 4-pin
Connection (supply voltage OUT)	7/8\"-Female, 4-pin
Connection slots	8x M12x1-Female, 5-pin, A-coded
Contact, surface protection	nickel plated 2 µm/gold plated 0.4 µm

Electrical data

Address range	IPV4
Configurable inputs/outputs	yes
Current sum US, sensor	9.0 A
Operating voltage Ub	18...30.2 VDC
Output current max.	2 A
Rated operating voltage Ue DC	24 V
Transfer rate	10/100 Mbit/s

Environmental conditions

Ambient temperature	-40...70 °C
Ambient temperature UL max.	45 °C
EN 60068-2-6, Vibration	61...500 Hz, constant acceleration 15 g 5...61 Hz, constant amplitude 1 mm
IP rating	IP69, when threaded in
Storage temperature	-40...70 °C

Functional safety

MTTF (40 °C)	49 a
--------------	------

Material

Gasket, material	FKM 75
Housing material	Stainless steel (1.4571)
Housing shield	yes

Mechanical data

Dimension	70 x 44.1 x 228 mm
Mounting part	2-hole screw mount

Output/Interface

Auxiliary interfaces	8x IO-Link
Digital inputs	16x PNP, Type 3
Digital outputs	16x PNP
IO-Link version	1.1
Interface	Ethernet/IP
Port-class	Type A

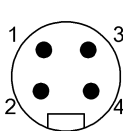
Remarks

See short guide

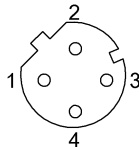
For more information about MTTF and B10d see MTTF / B10d Certificate

Indication of the MTTF- / B10d value does not represent a binding composition and/or life expectancy assurance; these are simply experiential values with no warranty implications. These declared values also do not extend the expiration period for defect claims or affect it in any way.

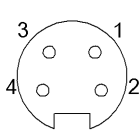
Connector Drawings



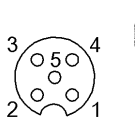
Power IN
PIN 1: +24V
PIN 2: +24V
PIN 3: 0V
PIN 4: 0V



Ethernet IP
PIN 1: Tx+
PIN 2: Rx+
PIN 3: Tx-
PIN 4: Rx-



Power Out
PIN 1: +24V
PIN 2: +24V
PIN 3: 0V
PIN 4: 0V



IO-Link
PIN 1: +24V, 1.6A
PIN 2: In-/output 2A
PIN 3: 0V
PIN 4: IO-Link/In-/Out 1.6A
PIN 5: n.c.