



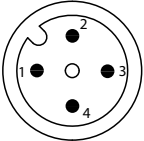
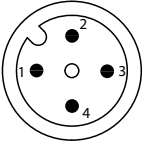
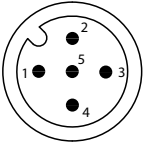
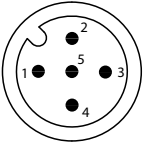
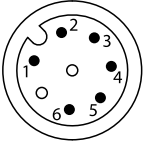
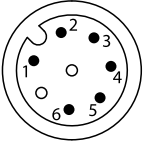
Panel Interface Connectors

4, 5 & 6 Conductor JDC (M12) Panel Mount Junction Blocks



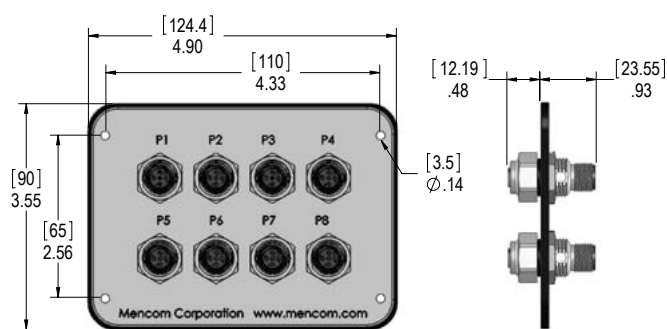
Size 32 | 8 & 10 Port | Through Panel Mount | Straight Wiring



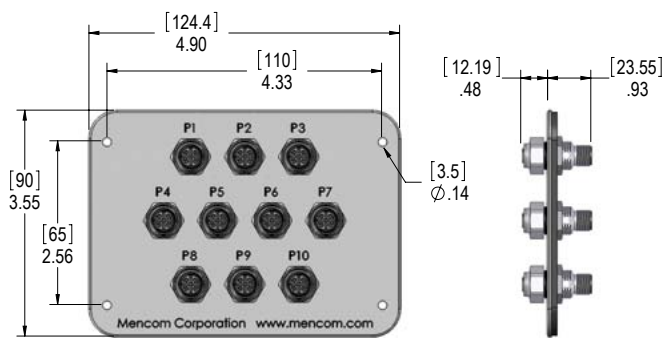
8 Port Version				10 Port Version			
Female Faceview	# of Poles	Rating	Part Number	Female Faceview	# of Poles	Rating	Part Number
 M12x1	4	300V 4A	D32-8MDC-4FR-TM	 M12x1	4	300V 4A	D32-10MDC-4FR-TM
 M12x1	5	300V 4A	D32-8MDC-5FR-TM	 M12x1	5	300V 4A	D32-10MDC-5FR-TM
 M12x1	6	60V 2A	D32-8MDC-6FR-TM	 M12x1	6	60V 2A	D32-10MDC-6FR-TM

2~5 Pole females will have all 5 contact holes in the connector.

Custom Options available, please consult the factory.



8 Port Version



10 Port Version

Specifications:

Ratings: 4 A per Connector
8 A per Block
Plate: Stainless Steel
Inserts: Polyamide

Coupling Nuts: Nickel Plated Brass
O-Ring: BUNA-N
Contacts: Copper Alloy with Gold Plating
Gasket: Closed Cell PVC/NBR