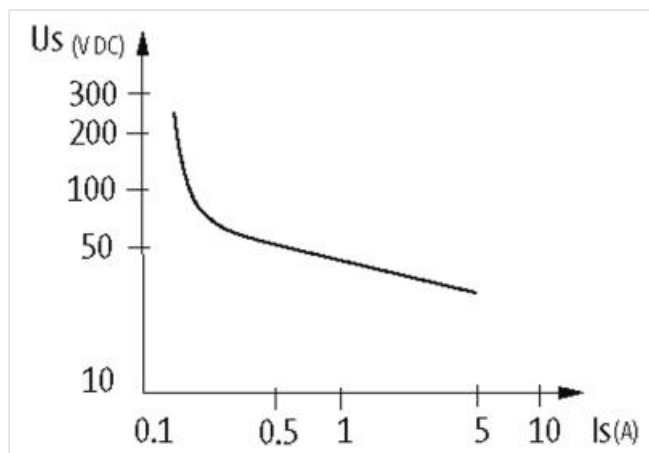
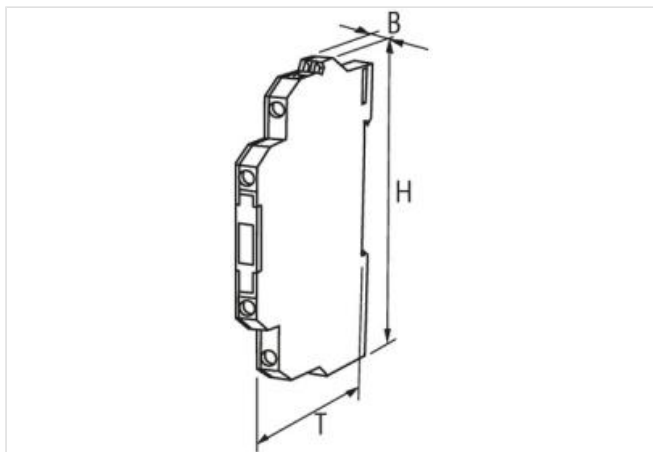
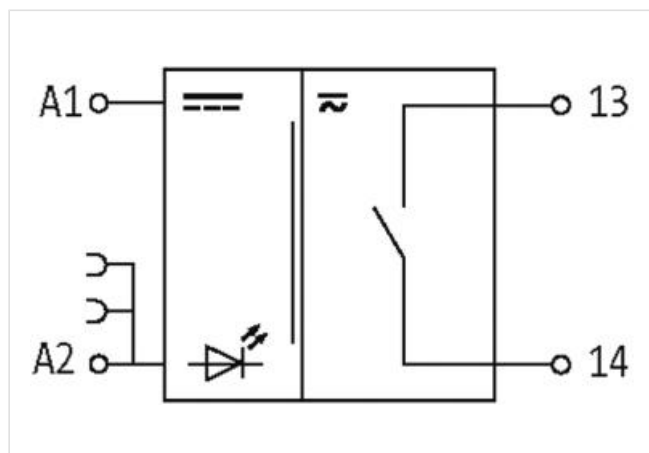
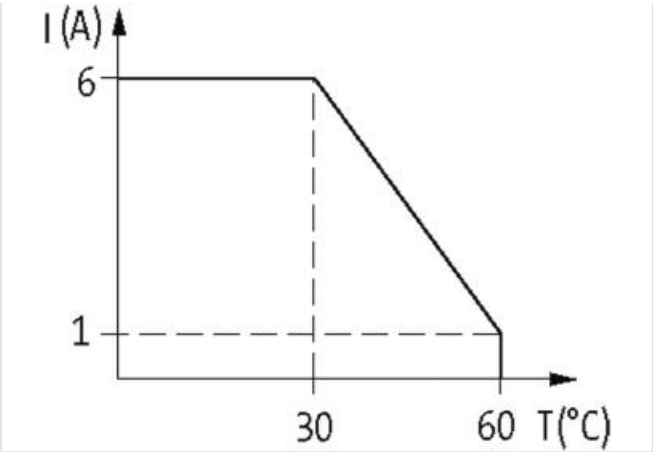


MIRO 6.2 24V OUTPUT RELAY

IN: 24 VAC/DC - OUT: 250 VAC/DC / 6 A

1 NO contact
6 A
24 V AC/DC
Screw terminals

[Link to Product](#)**Illustration**



Product may differ from Image



General data	
Mounting method	DIN-rail mountable (EN 60715)
Temperature range	-20...+55 °C
Test isolation voltage	4 kV; safe separation (EN 60947-1)
Mech./ elect. life	20 000 000 switching cycles/load dependent
Dimensions HxWxD	78x6.2x70 mm
Output	
Min. load current	100 mA (12 V DC)
Contact material	Ag Sn O2
Energize/release/contact bounce time	10/15/1.5 ms
Switching voltage	max. 250 V AC/DC
Switching frequency	max. 10 Hz
Power rating (voltage dependent)	max. 1500 VA/120 W
Switching current per output	max. 6 A
Input	
Connection voltage - current	24 V DC (19.2...30 V DC) - 17 mA
LED display	LED (green)
Utilization category	
AC-15	3 A (24/110/230 V AC)
AC-12	6 A (24/110/230 V AC)
DC-13	1 A (24 V DC); 0.2 A (110 V DC); 0.1 A (230 V DC)
Product article number of manufacturer	52015