

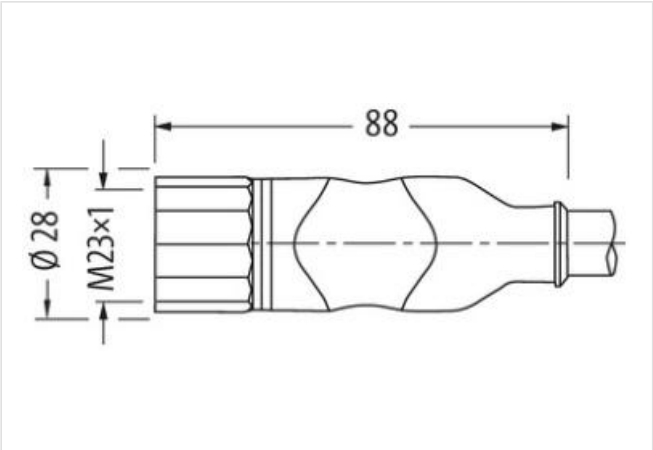
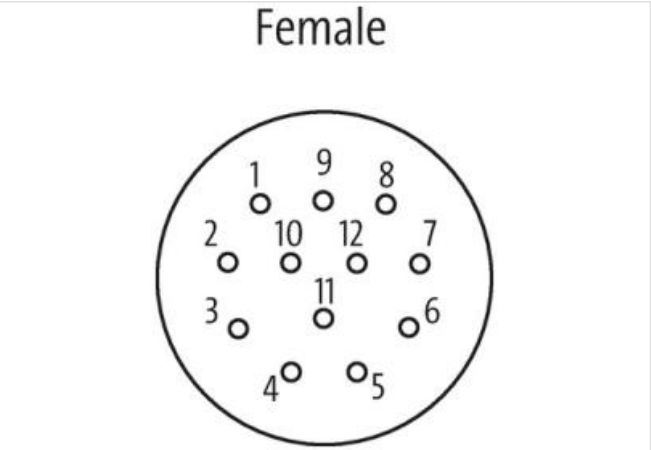


M23 female 0° with cable

PUR 8x0.34+3x0.75 gy drag ch. 25m

Female straight  
M23, 12-pole  
11-pole used  
for 8-way distribution box, 4-pole  
Further cable lengths on request.  
Plastic housings with good resistance against chemicals and oils.  
The resistance to aggressive media should be individually tested for your application. Further details on request.

Link to Product

Illustration



Product may differ from Image

Form	
Form	23051
Technical Data	
Operating voltage	max. 125 V AC/DC
Operating current per contact	max. 7.5 A
Locking of ports	Screw thread (M23×1 mm)
Protection	IP65 and IP67 when plugged and screwed down (EN 60529)
General data	

Temperature range	-25...+85 °C, depending on cable quality
<b>Cables</b>	
No./diameter of wires	8× 0.34 + 3× 0.75 mm <sup>2</sup>
Wire isolation	PVC
C-track properties	2 Mio.
Outer Ø	8.1 mm ±5%
Cable identification	362
Cable Type	2 (PUR/PVC)
Approval (cable)	UL (AWM-Style 20549/1731), CE conform
Cable weight [g/m]	115,5 g
Material (wire)	Cu wire, bare
Resistor (core)	max. 57 Ω/km (0.34 mm <sup>2</sup> ); max. 26 Ω/km (0.75 mm <sup>2</sup> ); (20 °C)
Single wire Ø (core)	0.15 mm (0.34 mm <sup>2</sup> ); 0.2 mm (0.75 mm <sup>2</sup> )
Construction (core)	19× 0.15 mm (0.34 mm <sup>2</sup> ); 24× 0.2 mm (0.75 mm <sup>2</sup> ); (multi-strand wire class 5)
Diameter (core)	8× 0.34 + 3× 0.75 mm <sup>2</sup>
AWG	similar to AWG 22 (0.34 mm <sup>2</sup> ); similar to AWG 18 (0.75 mm <sup>2</sup> )
Material (wire isolation)	PVC
Material property (wire isolation)	CFC-, cadmium-, silicone- and lead-free
Shore hardness (wire isolation)	43 ±5 D
Wire-Ø incl. isolation	1.3 mm ±5% (0.34 mm <sup>2</sup> ); 1.8 mm ±5% (0.75 mm <sup>2</sup> )
Color/numbering of wires	wh, vi, gn, ye, gr, pk, rd, bk+br, bl, gnye longitudinally striped
Shield	no
Material (jacket)	PUR/PVC
Outer-Ø (jacket)	8.1 mm ±5%
Color (jacket)	gray
Jacket Color	gray
chemical resistance	good resistance to oil, gasoline and chemicals (EN 60811-404)
Nominal voltage	U0/U 300/300 V AC
Test voltage	2000 V AC
Current load capacity	to DIN VDE 0298-4
Temperature range (fixed)	-30...+80 °C
Temperature range (fixed)	-30...+80 °C
Temperature range (mobile)	-5...+70 °C
Temperature range (mobile)	-5...+70 °C
Bend radius (fixed)	5× outer Ø
Bend radius (moving)	10× outer Ø
Bend radius (moving)	10× outer Ø
No. of bending cycles (C-track)	max. 2 Mio. (25 °C)
Travel speed (C-track)	max. 2 m/s
Acceleration (C-track)	max. 10 m/s <sup>2</sup>
Material (jacket)	PUR/PVC (UL/CSA)
Product article number of manufacturer	7000-23051-3622500
Cable length	25 m