

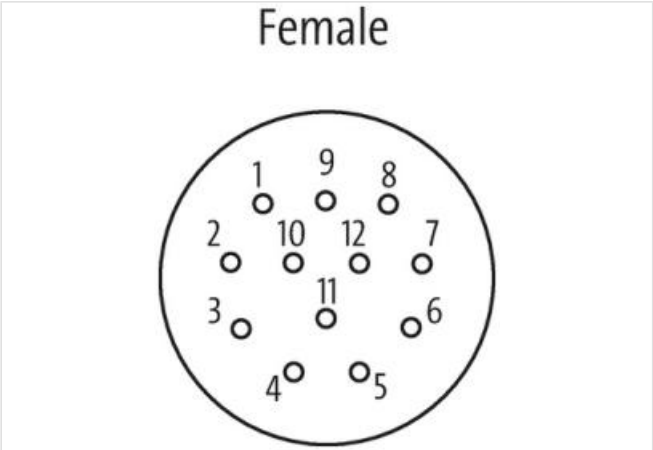
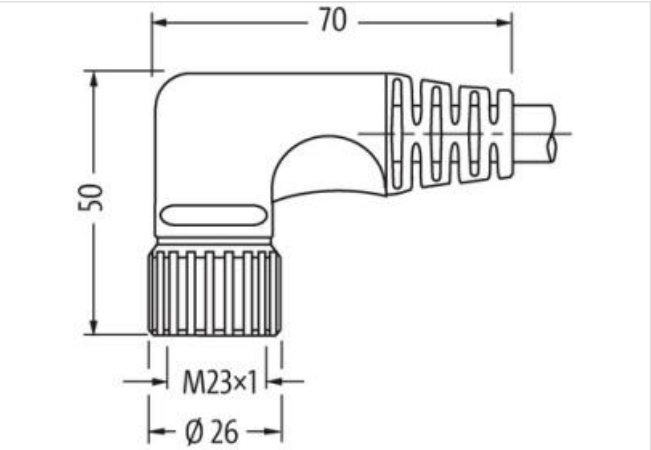


M23 female 90° with cable

PUR 8x0.34+3x0.75 gy drag ch. 1.5m

Female 90°
M23, 12-pole
11-pole used
for 8-way distribution box, 4-pole
Further cable lengths on request.
Plastic housings with good resistance against chemicals and oils.
The resistance to aggressive media should be individually tested for your application. Further details on request.

Link to Product

Illustration



Product may differ from Image

Form

Form 23151

Technical Data

Operating voltage	max. 125 V AC/DC
Operating current per contact	max. 7.5 A
Locking of ports	Screw thread (M23×1 mm) recommended torque 2.0 Nm, self-securing
Protection	IP65 and IP67 when plugged and screwed down (EN 60529)
Material	PUR

Locking material	Brass, nickel plated
------------------	----------------------

Compression gland	M23 (SW27)
-------------------	------------

General data

Temperature range	-25...+85 °C, depending on cable quality
-------------------	--

Cables

No./diameter of wires	8× 0.34 + 3× 0.75 mm ²
-----------------------	-----------------------------------

Wire isolation	PVC
----------------	-----

C-track properties	2 Mio.
--------------------	--------

Outer Ø	8.1 mm ±5%
---------	------------

Cable identification	362
----------------------	-----

Cable Type	2 (PUR/PVC)
------------	-------------

Approval (cable)	UL (AWM-Style 20549/1731), CE conform
------------------	---------------------------------------

Cable weight [g/m]	115,5 g
--------------------	---------

Material (wire)	Cu wire, bare
-----------------	---------------

Resistor (core)	max. 57 Ω/km (0.34 mm ²), max. 26 Ω/km (0.75 mm ²); (20 °C)
-----------------	---

Single wire Ø (core)	0.15 mm (0.34 mm ²); 0.2 mm (0.75 mm ²)
----------------------	---

Construction (core)	19× 0.15 mm (0.34 mm ²); 24× 0.2 mm (0.75 mm ²); (multi-strand wire class 5)
---------------------	--

Diameter (core)	8× 0.34 + 3× 0.75 mm ²
-----------------	-----------------------------------

AWG	similar to AWG 22 (0.34 mm ²); similar to AWG 18 (0.75 mm ²)
-----	--

Material (wire isolation)	PVC
---------------------------	-----

Material property (wire isolation)	CFC-, cadmium-, silicone- and lead-free
------------------------------------	---

Shore hardness (wire isolation)	43 ±5 D
---------------------------------	---------

Wire-Ø incl. isolation	1.3 mm ±5% (0.34 mm ²); 1.8 mm ±5% (0.75 mm ²)
------------------------	--

Color/numbering of wires	wh, vi, gn, ye, gr, pk, rd, bk+br, bl, gnye longitudinally striped
--------------------------	--

Shield	no
--------	----

Material (jacket)	PUR/PVC
-------------------	---------

Outer-Ø (jacket)	8.1 mm ±5%
------------------	------------

Color (jacket)	gray
----------------	------

Jacket Color	gray
--------------	------

chemical resistance	good resistance to oil, gasoline and chemicals (EN 60811-404)
---------------------	---

Nominal voltage	U0/U 300/300 V AC
-----------------	-------------------

Test voltage	2000 V AC
--------------	-----------

Current load capacity	to DIN VDE 0298-4
-----------------------	-------------------

Temperature range (fixed)	-30...+80 °C
---------------------------	--------------

Temperature range (fixed)	-30...+80 °C
---------------------------	--------------

Temperature range (mobile)	-5...+70 °C
----------------------------	-------------

Temperature range (mobile)	-5...+70 °C
----------------------------	-------------

Bend radius (fixed)	5× outer Ø
---------------------	------------

Bend radius (moving)	10× outer Ø
----------------------	-------------

Bend radius (moving)	10× outer Ø
----------------------	-------------

No. of bending cycles (C-track)	max. 2 Mio. (25 °C)
---------------------------------	---------------------

Travel speed (C-track)	max. 2 m/s
------------------------	------------

Acceleration (C-track)	max. 10 m/s ²
------------------------	--------------------------

Material (jacket)	PUR/PVC (UL/CSA)
-------------------	------------------

Product article number of manufacturer	7000-23151-3620150
--	--------------------

Cable length	1,5 m
--------------	-------