

M12 male 0° A-cod. with cable

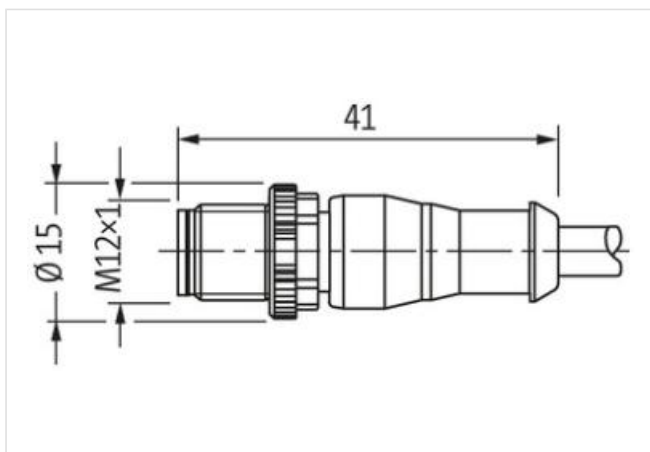
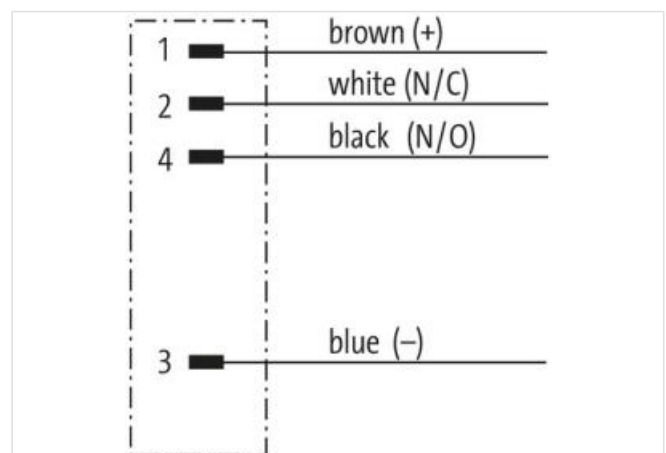

TPE 4x22AWG ye UL/CSA. ITC/PLTC 1.5m

Male straight
M12, 4-pole
USA


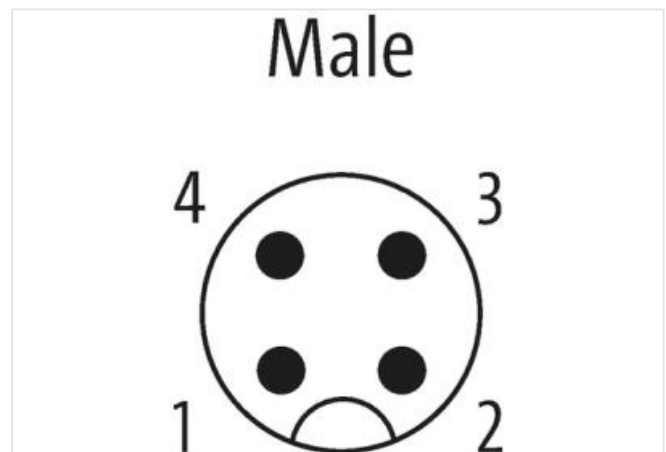
Plastic housings with good resistance against chemicals and oils.

The resistance to aggressive media should be individually tested for your application. Further details on request.

Further cable lengths on request.

[Link to Product](#)**Illustration**

Product may differ from Image



* only for products with UL/CSA approved cable

Form

Form 12021

Technical Data

Operating voltage max. 250 V AC/DC

The information in this brochure has been compiled with the utmost care.

Liability for the correctness completeness and topicality of the information is restricted to gross negligence. Version: 2022-11-14

Murrelektronik Inc. | 1327 Northbrook Parkway, Suite 460 | Suwanee, GA 30024 | Fon +1 770 497-9292 | Fax +1 770 497-9391 | shop@murrinc.com | shop.murrinc.com

| | |
|--|--|
| Rated surge voltage | 2.5 kV |
| No. of poles | 4 |
| Material group | IEC 60664-1, category I |
| General data | |
| Mounting method | inserted, tightened |
| Pollution Degree | 3 |
| Temperature range | -25...+85 °C, depending on cable quality |
| Cables | |
| Cable identification | U04 |
| Approval (cable) | UL (AWM-Style 20626/1731), CSA; CE conform |
| Cable weight [g/m] | 49,5 g |
| Material (wire) | Cu wire, bare |
| Resistor (core) | max. 46.9 Ω/km (20 °C) |
| Single wire Ø (core) | 0.16 mm |
| Construction (core) | 19× 0.16 mm (multi-strand wire class 5) |
| Diameter (core) | 1× 4× AWG22/19 (0.382) |
| Material (wire isolation) | semi-rigid PVC |
| Wire-Ø incl. isolation | 1.27m ±5% |
| Color/numbering of wires | br, bk, bl, wh |
| Stranding combination | 4 wires twisted |
| Material (jacket) | TPE |
| Outer-Ø (jacket) | 5.3 mm ±5% |
| Color (jacket) | yellow |
| Jacket Color | yellow |
| chemical resistance | good resistance to oil, gasoline and chemicals |
| thermal resistance | flame retardant |
| Nominal voltage | 300 V AC |
| Test voltage | 2000 V AC |
| Current load capacity | to DIN VDE 0298-4 |
| Temperature range (fixed) | -40...+105 °C |
| Temperature range (mobile) | -20...+90 °C |
| Bend radius (fixed) | 5× outer Ø |
| Bend radius (moving) | 10× outer Ø |
| No. of bending cycles (C-track) | max. 10 Mio. (25 °C) |
| Torsion stress | ±180°/m |
| | |
| Product article number of manufacturer | 7700-12021-U040150 |
| Cable length | 1,5 m |