

M12 male 0° / M12 female 0° A-cod.

PUR 2x1.5 gy UL/CSA+drag ch. 1m

AS-Interface

Male straight – female straight

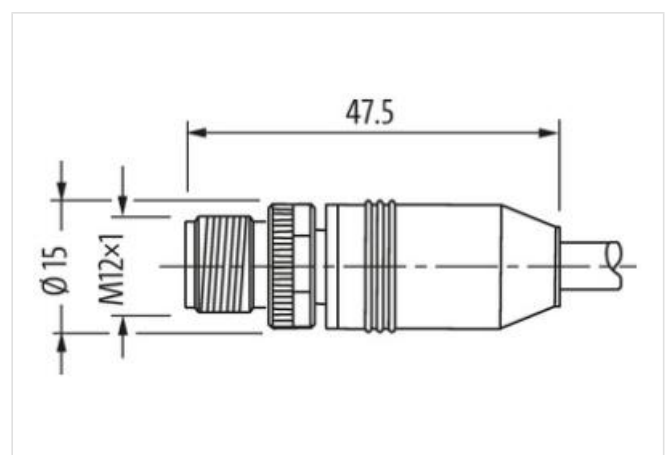
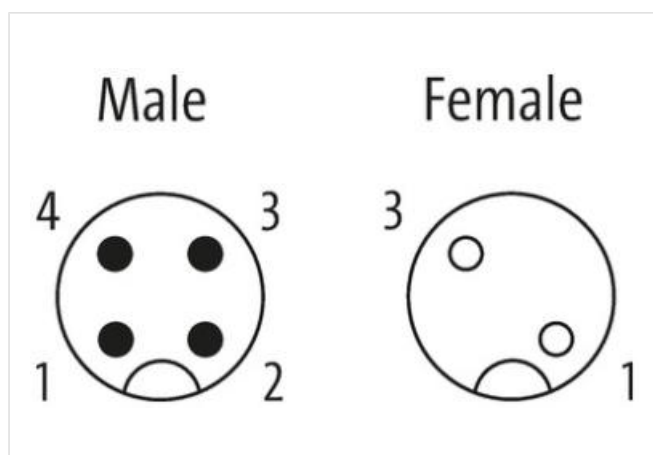
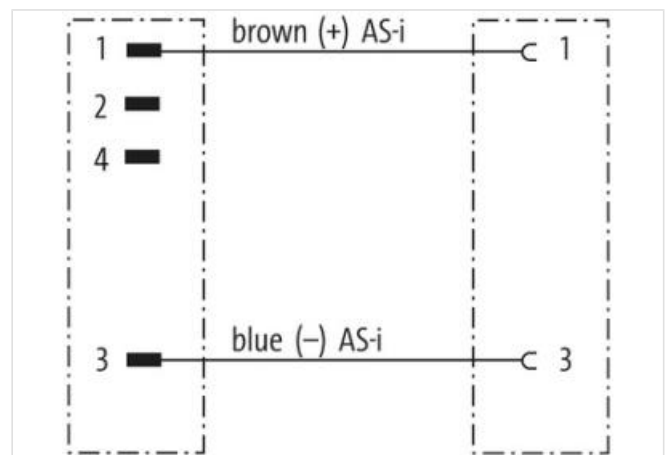
M12 – M12, 2-pole

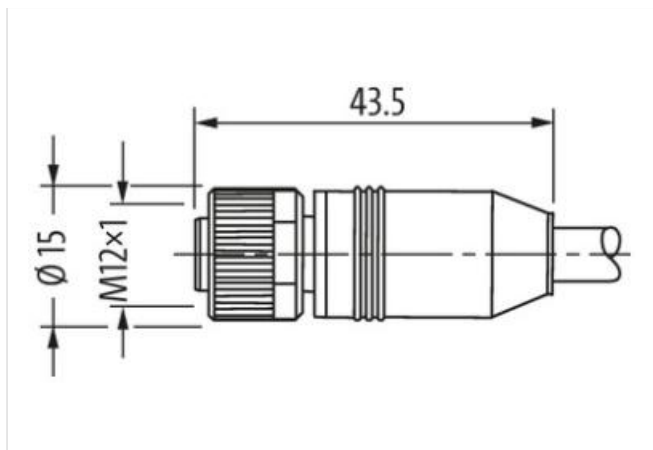
for MASI68

Plastic housings with good resistance against chemicals and oils.


The resistance to aggressive media should be individually tested for your application. Further details on request.

Further cable lengths on request.

[Link to Product](#)**Illustration**



Product may differ from Image



* only for products with UL/CSA approved cable

Form

Form 40005

Technical Data

| | |
|-------------------------------|--|
| Operating voltage | max. 250 V AC/DC |
| Operating current per contact | max. 4 A |
| Locking of ports | Screw thread (M12×1 mm) recommended torque 0.6 Nm, self-securing |
| Protection | IP67, IP68 inserted and tightened (EN 60529) |
| Locking material | Zinc die casting, matte nickel plated |

General data

Temperature range -25...+85 °C, depending on cable quality

Cables

| | |
|------------------------------------|--|
| No./diameter of wires | 2× 1.5 mm ² |
| Wire isolation | PP (br, bl) |
| C-track properties | 5 Mio. |
| Outer Ø | 8.0 mm ±5% |
| Cable identification | 588 |
| Approval (cable) | UL (AWM-Style 21198/10493), CSA |
| Cable weight [g/m] | 80,3 g |
| Material (wire) | Cu wire, bare |
| Resistor (core) | max. 13.3 Ω/km (20 °C) |
| Single wire Ø (core) | 0.25 mm |
| Construction (core) | 30× 0.25 mm (multi-strand wire class 5) |
| Diameter (core) | 2× 1.5 mm ² |
| AWG | similar to AWG 16 |
| Material (wire isolation) | PP |
| Material property (wire isolation) | CFC-, halogen-, cadmium-, silicone- and lead-free |
| Shore hardness (wire isolation) | 70 ±5 D |
| Wire-Ø incl. isolation | 2.95 mm ±5% |
| Color/numbering of wires | br, bl |
| Shield | no |
| Material (jacket) | PUR |
| Material property (jacket) | CFC-, halogen-, cadmium-, silicone- and lead-free, matt, low-adhesion, machine easy to process, abrasion-resistant, hydrolysis and microbial resistant |

The information in this brochure has been compiled with the utmost care.

Liability for the correctness completeness and topicality of the information is restricted to gross negligence. Version: 2022-11-13

Murrelektronik Inc. | 1327 Northbrook Parkway, Suite 460 | Suwanee, GA 30024 | Fon +1 770 497-9292 | Fax +1 770 497-9391 | shop@murrinc.com | shop.murrinc.com

| | |
|--|---|
| Shore hardness (jacket) | 90 ±5 A |
| Outer-Ø (jacket) | 8.0 mm ±5% |
| Color (jacket) | gray |
| Jacket Color | gray |
| chemical resistance | good resistance to oil, gasoline and chemicals (VDE 0472 Teil 803 Test B) |
| thermal resistance | flame retardant UL, CSA FT2 / IEC 60332-2-2 |
| Nominal voltage | 300 V AC |
| Test voltage | 2000 V AC |
| Current load capacity | to DIN VDE 0298-4 |
| Temperature range (fixed) | -50...+80 °C |
| Temperature range (fixed) | -50...+80 °C |
| Temperature range (mobile) | -25...+80 °C |
| Temperature range (mobile) | -25...+80 °C (+60 °C, C-track) |
| Bend radius (fixed) | 10× outer Ø |
| Bend radius (moving) | 15× outer Ø |
| Bend radius (moving) | 15× outer Ø |
| No. of bending cycles (C-track) | max. 5 Mio. (25 °C) |
| Travel speed (C-track) | max. 2 m/s |
| Acceleration (C-track) | max. 5 m/s ² |
| Material (jacket) | PUR (UL/CSA) |
| | |
| Product article number of manufacturer | 7060-40005-5880100 |
| Cable length | 1 m |