

7/8" male 0° / 7/8" female 90°

PUR 5x1.0 gy 0.5m

Male straight – females 90°

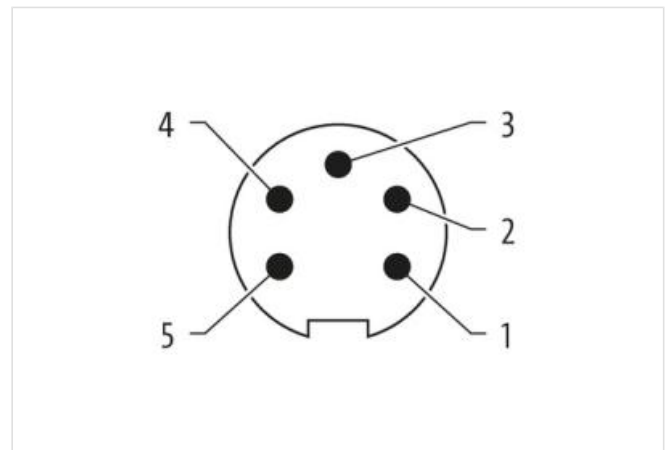
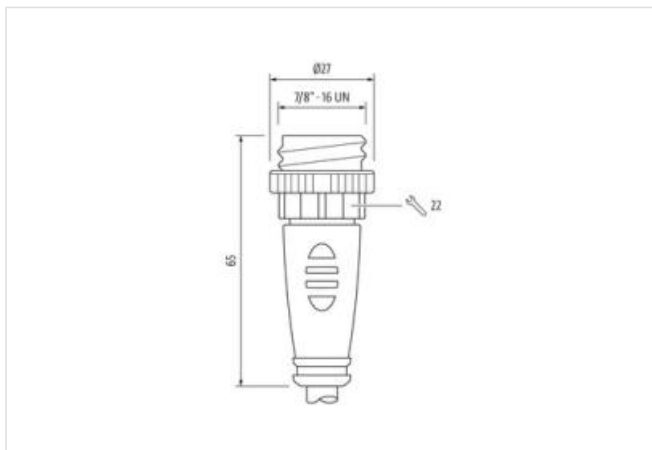

7/8" – 7/8", 5-pole

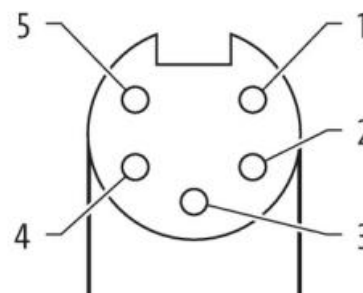
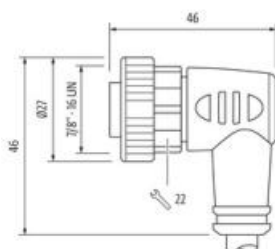
Power cable

Further cable lengths on request.

Plastic housings with good resistance against chemicals and oils.

The resistance to aggressive media should be individually tested for your application. Further details on request.

[Link to Product](#)**Illustration**



Product may differ from Image



* only for products with UL/CSA approved cable

Form

Form 50031

Technical Data

| | |
|-------------------------------|---|
| Operating voltage | max. 230/400 V AC/DC |
| Rated surge voltage | 3.0 kV |
| Operating current per contact | max. 12 A |
| No. of poles | 5 |
| Material group | IEC 60664-1, category I |
| Locking of ports | Screw thread 7/8" (recommended torque 1.5 Nm) self-securing |
| Protection | IP67 inserted and tightened (EN 60529) |
| Compression gland | 7/8" (1.5 Nm, SW22) |

General data

| | |
|-------------------|--|
| Pollution Degree | 3 |
| Temperature range | -25...+85 °C, depending on cable quality |

Cables

| | |
|---------------------------------|--|
| No./diameter of wires | 5× 1.0 mm ² |
| Wire isolation | PP (br, wh, bl, bk num, gnye) |
| Outer Ø | 7.2 mm ±5% |
| Cable identification | 965 |
| Cable number | 965 |
| Approval (cable) | CE |
| Cable weight [g/m] | 86,9 g |
| Material (wire) | Cu wire, bare |
| Resistor (core) | max. 19.5 Ω/km (20 °C) |
| Single wire Ø (core) | 0.2 mm |
| Diameter (core) | 5× 1.0 mm ² |
| AWG | similar to AWG 17 |
| Material (wire isolation) | PP |
| Shore hardness (wire isolation) | 60 ±5 D |
| Wire-Ø incl. isolation | 2.0 mm ±5% |
| Color/numbering of wires | bl, bk, wh, br, num; gnye longitudinally striped |
| Stranding combination | 5 wires twisted around central filler |
| Shield | no |

The information in this brochure has been compiled with the utmost care.

Liability for the correctness completeness and topicality of the information is restricted to gross negligence. Version: 2022-11-13

Murrelektronik Inc. | 1327 Northbrook Parkway, Suite 460 | Suwanee, GA 30024 | Fon +1 770 497-9292 | Fax +1 770 497-9391 | shop@murrinc.com | shop.murrinc.com

| | |
|--|--|
| Material (jacket) | PUR/PVC |
| Material property (jacket) | CFC-, halogen-, cadmium-, silicone- and lead-free, matt, low-adhesion, machine easy to process, abrasion-resistant, hydrolysis and microbial resistant |
| Shore hardness (jacket) | 81 \pm 5 A / 90 \pm 5 A |
| Outer-Ø (jacket) | 7.2 mm \pm 5% |
| Color (jacket) | gray |
| Jacket Color | gray |
| Nominal voltage | 600 V AC |
| Test voltage | 3000 V AC |
| Current load capacity | to DIN VDE 0298-4 |
| Temperature range (fixed) | -30...+70 °C |
| Temperature range (fixed) | -30...+70 °C |
| Temperature range (mobile) | -5...+70 °C |
| Temperature range (mobile) | -5...+70 °C |
| Bend radius (fixed) | 7.5× outer Ø |
| Bend radius (moving) | 10× outer Ø |
| Bend radius (moving) | 10× outer Ø |
| Material (jacket) | PUR/PVC |
| Product article number of manufacturer | 7000-50031-9650050 |
| Cable length | 0,5 m |