

**M12 fem. recept. X-cod. / RJ45 male 0° shielded**

TPE 4x2x26AWG SF/UTP CAT6a bu UL/CSA. CMR 3m

USA

Transmission properties with channel transmission up to 50 m

Ethernet CAT6A

Flange female straight – male straight

RJ45 – M12, 8-pole

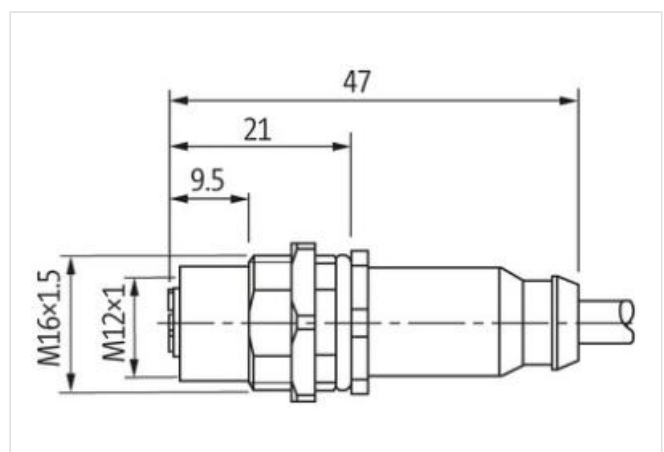
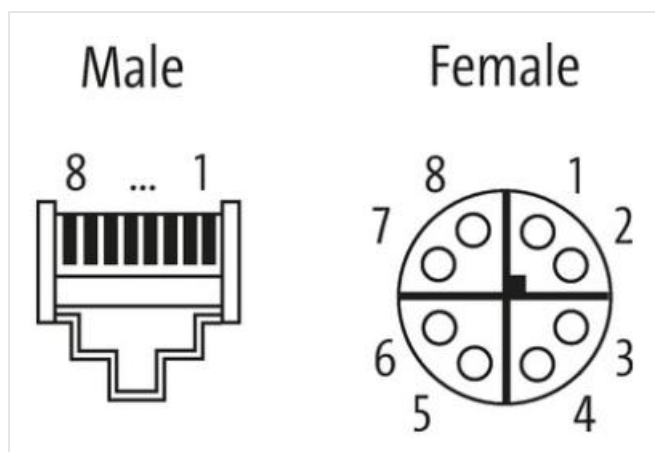
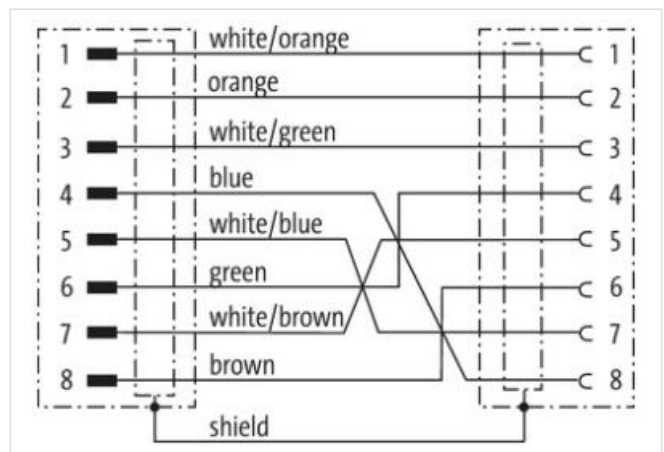
X-coded

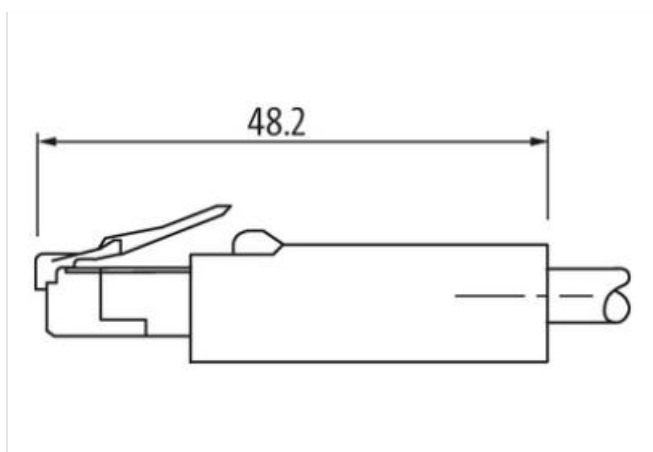
shielded

Rear mounting



without cable sleeves

Protection cap

[Link to Product](#)**Illustration**



Product may differ from Image



\* only for products with UL/CSA approved cable

#### Form

Form 51551

#### Technical Data

|                     |   |
|---------------------|---|
| Operating voltage   | max. 60 V DC                                      |
| Rated surge voltage | 0.8 kV  |
| No. of poles        | 8   |
| Transfer parameters | CAT6, Class EA (ISO/IEC 11801:2002), (EN 50173-1) |
| Transfer rate       | 10 Gbit/s   |
| Material group      | IEC 60664-1, category I                           |

#### General data

|                   |  |
|-------------------|--|
| Mounting method   | inserted, tightened                      |
| Pollution Degree  | 3  |
| Temperature range | -25...+85 °C, depending on cable quality |

#### Cables

|                           |   |
|---------------------------|---|
| Cable identification      | S4X   |
| Approval (cable)          | UL (AWM-Style 2463/11547), CSA                        |
| Cable weight [g/m]        | 65,48 g   |
| Material (wire)           | Cu wire, tin plated                                   |
| Resistor (core)           | max. 140 Ohm/km                                       |
| Single wire Ø (core)      | 0.16 mm   |
| Construction (core)       | 7× 0.16 mm  |
| Diameter (core)           | 4× 2× 0.14 mm <sup>2</sup>                            |
| Material (wire isolation) | HDPE  |
| Wire-Ø incl. isolation    | 0.9 mm ±5%  |
| Color/numbering of wires  | (wh-bl, bl) + (wh-or, or) + (wh-gn, gn) + (wh-br, br) |
| Shield                    | yes   |
| Shield (Type)             | Copper braid  |
| optical shield cover      | min. 75%  |
| Material (jacket)         | TPE   |
| Outer-Ø (jacket)          | 7.4 mm ±5%  |
| thermal resistance        | flame retardant                                       |
| Nominal voltage           | 600 V   |
| Test voltage              | max. 1.5 kV AC (2s)                                   |

The information in this brochure has been compiled with the utmost care.

Liability for the correctness completeness and topicality of the information is restricted to gross negligence. Version: 2022-11-13

Murrelektronik Inc. | 1327 Northbrook Parkway, Suite 460 | Suwanee, GA 30024 | Fon +1 770 497-9292 | Fax +1 770 497-9391 | shop@murrinc.com | shop.murrinc.com

|  |                           |
|--|---------------------------|
| Temperature range (fixed)              | -40...+80 °C              |
| Temperature range (mobile)             | -20...+80 °C              |
| Bend radius (fixed)                    | 5× outer Ø                |
| Bend radius (moving)                   | 10× outer Ø               |
| Travel speed (C-track)                 | max. 1.2 m/s              |
| Acceleration (C-track)                 | max. 2.4 m/s <sup>2</sup> |
| No. of torsion cycles                  | max. 3 Mio. (25 °C)       |
| Torsion speed                          | 60 cycles/min             |
|  |                           |
| Product article number of manufacturer | 7700-51551-S4X0300        |
| Cable length                           | 3 m                       |