

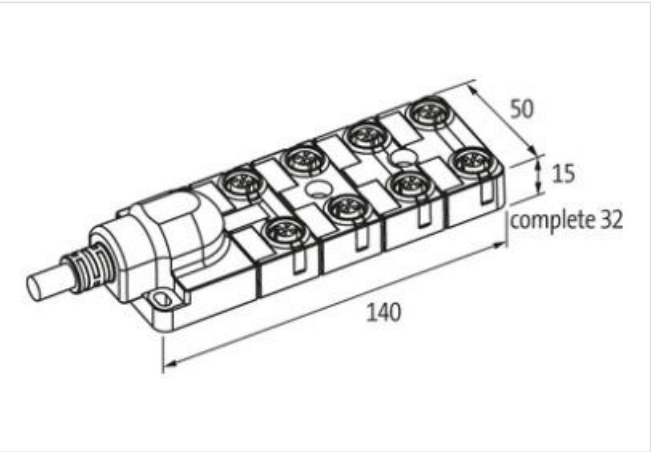

EXACT12, 8XM12, 4 POLE MOULDED CABLE

10.0m PUR/PVC 8x0,34+3X0.75

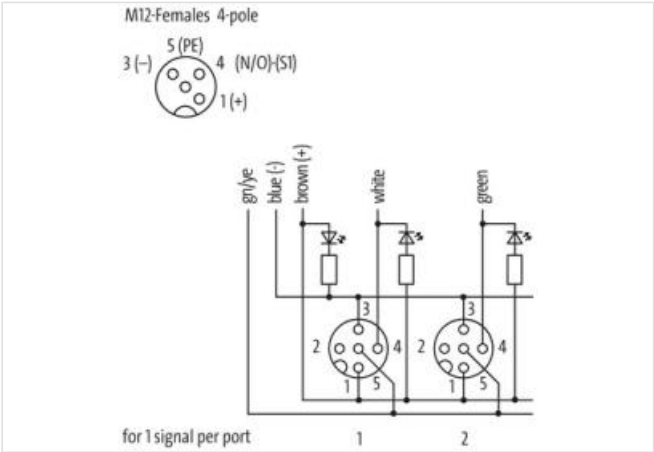
PUR/PVC  
4-pole  
10.0 m  
for NPN signals 24 V DC  
Further cable lengths on request.  
Plastic housings with good resistance against chemicals and oils.  
The resistance to aggressive media should be individually tested for your application. Further details on request.

Link to Product

Illustration



Product may differ from Image



| Technical Data                |           |
|-------------------------------|-----------|
| Operating voltage             | 24 V DC   |
| Operating current per contact | max. 4 A  |
| Protection                    | IP65/IP67 |

Housing Plastic, flame retardant

#### General data

Temperature range -20...+70 °C, depending on cable quality

#### Cables

|                                    |  |
|------------------------------------|--|
| No./diameter of wires              | 8× 0.34 + 3× 0.75 mm <sup>2</sup>  |
| Wire isolation                     | PVC  |
| C-track properties                 | 2 Mio.   |
| Outer Ø                            | 8.1 mm ±5%   |
| Cable identification               | 362  |
| Cable Type                         | 2 (PUR/PVC)  |
| Approval (cable)                   | UL (AWM-Style 20549/1731), CE conform  |
| Cable weight [g/m]                 | 115,5 g  |
| Material (wire)                    | Cu wire, bare  |
| Resistor (core)                    | max. 57 Ω/km (0.34 mm <sup>2</sup> ), max. 26 Ω/km (0.75 mm <sup>2</sup> ); (20 °C)                  |
| Single wire Ø (core)               | 0.15 mm (0.34 mm <sup>2</sup> ); 0.2 mm (0.75 mm <sup>2</sup> )                                      |
| Construction (core)                | 19× 0.15 mm (0.34 mm <sup>2</sup> ); 24× 0.2 mm (0.75 mm <sup>2</sup> ); (multi-strand wire class 5) |
| Diameter (core)                    | 8× 0.34 + 3× 0.75 mm <sup>2</sup>  |
| AWG                                | similar to AWG 22 (0.34 mm <sup>2</sup> ); similar to AWG 18 (0.75 mm <sup>2</sup> )                 |
| Material (wire isolation)          | PVC  |
| Material property (wire isolation) | CFC-, cadmium-, silicone- and lead-free  |
| Shore hardness (wire isolation)    | 43 ±5 D  |
| Wire-Ø incl. isolation             | 1.3 mm ±5% (0.34 mm <sup>2</sup> ); 1.8 mm ±5% (0.75 mm <sup>2</sup> )                               |
| Color/numbering of wires           | wh, vi, gn, ye, gr, pk, rd, bk+br, bl, gnye longitudinally striped                                   |
| Shield                             | no   |
| Material (jacket)                  | PUR/PVC  |
| Outer-Ø (jacket)                   | 8.1 mm ±5%   |
| Color (jacket)                     | gray   |
| Jacket Color                       | gray   |
| chemical resistance                | good resistance to oil, gasoline and chemicals (EN 60811-404)  |
| Nominal voltage                    | U0/U 300/300 V AC  |
| Test voltage                       | 2000 V AC  |
| Current load capacity              | to DIN VDE 0298-4  |
| Temperature range (fixed)          | -30...+80 °C   |
| Temperature range (fixed)          | -30...+80 °C   |
| Temperature range (mobile)         | -5...+70 °C  |
| Temperature range (mobile)         | -5...+70 °C  |
| Bend radius (fixed)                | 5× outer Ø   |
| Bend radius (moving)               | 10× outer Ø  |
| Bend radius (moving)               | 10× outer Ø  |
| No. of bending cycles (C-track)    | max. 2 Mio. (25 °C)  |
| Travel speed (C-track)             | max. 2 m/s   |
| Acceleration (C-track)             | max. 10 m/s <sup>2</sup>   |
| Material (jacket)                  | PUR/PVC (UL/CSA)   |

#### Contact Layout

|   |           |
|---|-----------|
| PIN 1                                   | (+)       |
| PIN 3                                   | (-)       |
| PIN 4                                   | (NO)/(S1) |
| PIN 5                                   | (Earth)   |
| LED (green): Power / LED (yellow): (S1) |           |

Product article number of manufacturer 8000-88411-3621000