

Freedom Series

2



Contents

Description

Page

Freedom Series	
Standards and Certifications	V5-T2-3
Catalog Number Selection	V5-T2-3
Contactors—Non-Reversing and Reversing	V5-T2-4
Starters—Three-Phase Non-Reversing and Reversing, Full Voltage	V5-T2-10
Starters—Single-Phase Non-Reversing, Full Voltage, Bi-Metallic Overload	V5-T2-15
Accessories	V5-T2-21
Renewal Parts	V5-T2-30
Technical Data and Specifications	V5-T2-35
Relays—Thermal Overload	V5-T2-39
C440/ XT Electronic Overload Relay	V5-T2-48

Product Overview

Freedom Series starters and contactors feature a compact, space-saving design, using state-of-the-art technology and the latest in high strength, impact and temperature resistant insulating materials.

Features, Benefits and Functions

Freedom NEMA

- Adjustable bimetallic ambient compensated overload relays with interchangeable heater packs—available in three basic sizes, covering applications up to 900 hp—reducing the number of different contactor/overload relay combinations that have to be stocked. Fixed heater overloads are optional
- Electronic overload relay (C440) available as a stand-alone unit and assembled with Freedom Contactor
- A full line of snap-on accessories—top and side mounted auxiliary contacts, solid-state and pneumatic timers, and so on
- Straight-through wiring—line lugs at top, load lugs at bottom
- Horizontal or vertical mounting on upright panel for application freedom
- Screw type power terminals have captive, backed-out self-lifting pressure plates with \pm screws—reduced wiring time
- Accessible terminals for easy wiring. Optional fingerproof shields available to prevent electrical shock
- Top located coil terminals convenient and readily accessible. 45 mm contactor magnet coils have three terminals, permitting either top or diagonal wiring—easy to replace European or U.S. style starters or contactors without changing wiring layout
- Designed to meet or exceed NEMA, UL, CSA, VDE, BS and other international standards and listings
- American engineering—built by Eaton, using the latest in statistical process control methods to produce high quality, reliable products
- Sized based on standard NEMA classifications
- Easy coil change and inspectable/replaceable contacts
- Available in open and NEMA Type 1, 3R, 4/4X and 12 enclosures

Standards and Certifications

- Standard: designed to meet or exceed UL, NEMA, IEC, CSA, VDE and BS
- UL listed: UL File #E1491, Guide #NLDX—Open and NEMA 1, 4, 12 Enclosed
- CSA Certified: CSA File #LR353, Class #321104 Open and NEMA 1 Enclosed



ISO 9000 Certification

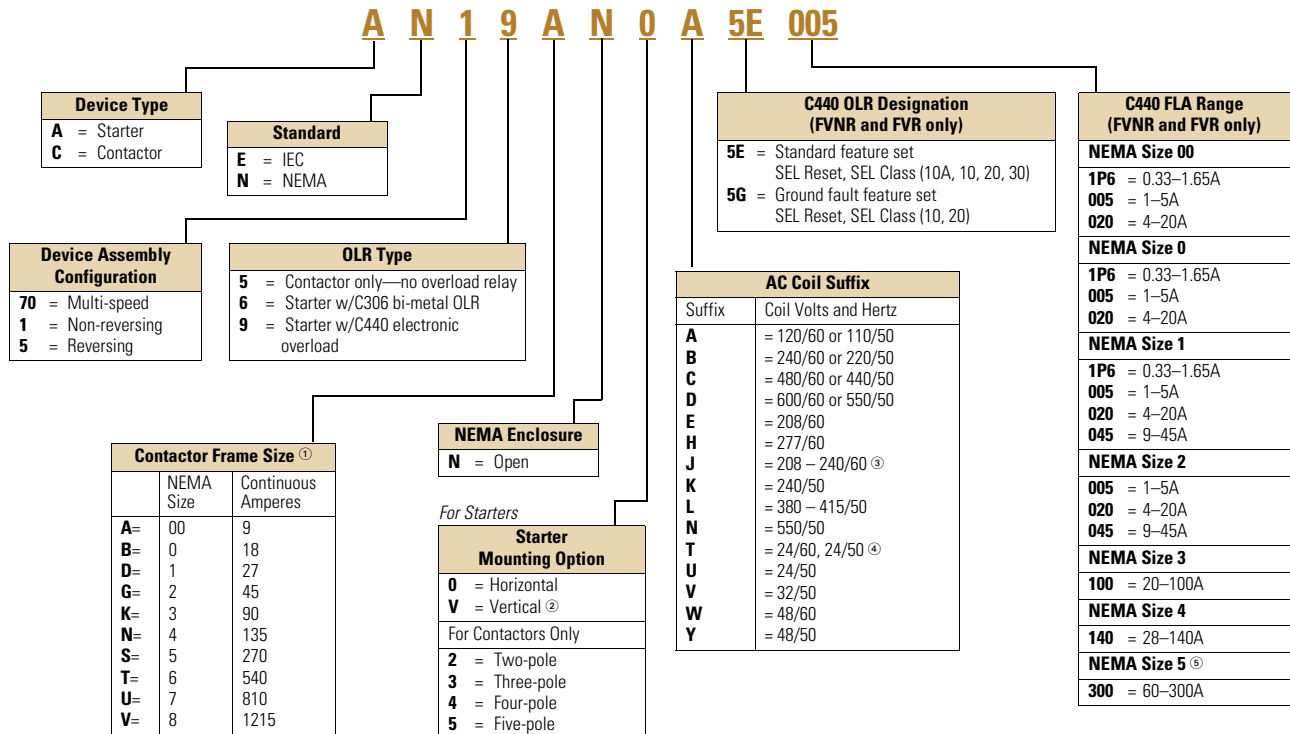
When you turn to Eaton's products, you turn to quality. The International Standards Organization (ISO) has established a series of standards acknowledged by 91 industrialized nations to bring harmony to the international quest for quality. The ISO certification process covers 20 quality system elements in design, production and installation that must conform to achieve registration. This commitment to quality will result in increased product reliability and total customer satisfaction.

Short Circuit Protection

Fuses and Inverse-Time Circuit Breakers may be selected per Article 430, Part D of the National Electrical Code to protect motor branch circuits from fault conditions. If higher ratings or settings are required to start the motor, do **not** exceed the maximum as listed in Exception No. 2, Article 430-52.

Catalog Number Selection

Freedom Series




Notes

- For contactor only orders, add **B** to end of catalog number if NEMA Size 00–2, 6.
- Only available on AN56 reversing starters.
- NEMA Sizes 00 and 0 only.
- NEMA Sizes 00 and 0 only. Sizes 1–8 are 24/60 only.
- NEMA Size 5 requires the use of CTs with 1-5A OL relay.

Non-Reversing and Reversing Contactors

2



Contactors—Non-Reversing and Reversing

Product Description

Non-Reversing

Contactors are most commonly used to switch motor loads in applications where running overcurrent protection is either not required or is provided separately. Contactors consist of a magnetically actuated switch which can be remotely operated by a pushbutton station or pilot device such as a proximity switch, limit switch, float switch, auxiliary contacts, and so on.

Reversing

Reversing contactors are used primarily for reversing single- or three-phase motors in applications where running overcurrent protection is either not required or is provided separately. They consist of two contactors mechanically and electrically interlocked to prevent line shorts and energization of both contactors simultaneously.

Contents

Description**Page**

Contactors—Non-Reversing and Reversing	
Product Selection	V5-T2-5
Kits and Accessories	V5-T2-6
Renewal Parts Publication Numbers	V5-T2-6
Technical Data and Specifications	V5-T2-7
Dimensions	V5-T2-8
Starters—Three-Phase Non-Reversing and Reversing, Full Voltage	V5-T2-10
Starters—Single-Phase Non-Reversing, Full Voltage, Bi-Metallic Overload	V5-T2-15
Accessories	V5-T2-21
Renewal Parts	V5-T2-30
Technical Data and Specifications	V5-T2-35
Relays—Thermal Overload	V5-T2-39

Features, Benefits and Functions

- Designed specifically for use in applications requiring NEMA ratings. Contactors meet or exceed NEMA standards ICS 2-1993
- Long life twin break, silver cadmium oxide contacts—provide excellent conductivity and superior resistance to welding and arc erosion
- Designed to 3,000,000 electrical operations at maximum hp ratings up through 25 hp at 600V
- Steel mounting plate standard on all open type contactors

Non-Reversing


- Holding circuit contact(s) supplied as standard:
 - Sizes 00–3 have NO auxiliary contact block mounted on right hand side (on Size 00, contact occupies 4th power pole position—no increase in width)
 - Sizes 4–5 have a NO contact block mounted on left side
 - Sizes 6–7 have a 2NO/2NC contact block on top left
 - Size 8 has a NO/NC contact block on top left back and a NO contact block on top right back

Reversing

- One NO-NC side mounted interlock supplied as standard on each contactor for Sizes 00–8

Product Selection

Three-Pole Contactors

NEMA Size 00
CN55AN3ABNEMA Size 0
CN15BN3ABNEMA Size 3
CN15KN3A

Type CN15/CN55 NEMA Contactors—Non-Reversing and Reversing

NEMA Size	Continuous Ampere Rating	Maximum UL Horsepower ^①						Non-Reversing Catalog Number	Reversing Catalog Number
		Single-Phase		Three-Phase		480V	600V		
		115V	230V	208V	240V				
00	9	1/3	1	1-1/2	1-1/2	2	2	CN15AN3_B	CN55AN3_B
0	18	1	2	3	3	5	5	CN15BN3_B	CN55BN3_B
1	27	2	3	7-1/2	7-1/2	10	10	CN15DN3_B	CN55DN3_B
2	45	3	7-1/2	10	15	25	25	CN15GN3_B	CN55GN3_B
3	90			25	30	50	50	CN15KN3_	CN55KN3_
4	135			40	50	100	100	CN15NN3_	CN55NN3_
5	270			75	100	200	200	CN15SN3_	CN55SN3_
6	540			150	200	400	400	CN15TN3_B	CN55TN3_B
7	810			200	300	600	600	CN15UN3_	CN55UN3_
8 ^②	1215			400	450	900	900	CN15VN3_	CN55VN3_

Magnet Coils—AC and DC

Contactors listed in this section also have a 50 Hz rating as shown in the adjacent table. Select required contactor by catalog number and replace the magnet coil alpha

designation in the catalog number (L) with the proper code suffix from the table.

For Sizes 00–2, the magnet coil alpha designation will be the next to the last digit of the listed catalog number.

EXAMPLE: For a 380V, 50 Hz coil, change CN15AN3_B to CN15AN3LB. For all other sizes, the magnet coil alpha designation will be the last digit of the listed catalog number.

For **DC Magnet Coils**, see Accessories, **Pages V5-T2-28 and V5-T2-29**.

AC Suffix

Coil Volts and Hertz	Code Suffix
120/60 or 110/50	A
240/60 or 220/50	B
480/60 or 440/50	C
600/60 or 550/50	D
208/60	E
277/60	H
208–240/60 ^③	J
240/50	K

Notes

^① Maximum horsepower rating of starters for 380V 50 Hz applications:

NEMA Size	00	0	1	2	3	4	5	6	7	8
Horsepower	1-1/2	5	10	25	50	75	150	300	600	900

^② Common control. For separate 120V control, insert letter **D** in 7th position of listed catalog number. Example: CN15VND3C.

^③ NEMA Sizes 00 and 0 only.

^④ NEMA Sizes 00 and 0 only. Sizes 1–8 are 24/60 only.

Coil Volts and Hertz	Code Suffix
380–415/50	L
550/50	N
24/60, 24/50 ^④	T
24/50	U
32/50	V
48/60	W
48/50	Y