

RC Suppressor ^{①②}

XTMCXRS_

XTRM Relay with
Installed Suppressor**RC Suppressor for XTRM** ^③

Voltage	For Use with...	Circuit Symbol	Pkg. Qty. ^④	Catalog Number
24–48	XTRM6A_ XTRM9A_		10	XTMCXRSW
48–130	XTRM6A_ XTRM9A_		10	XTMCXRSA
110–250	XTRM6A_ XTRM9A_		10	XTMCXRSB

Free-Wheel Diode Suppressor



In addition to the built-in suppressor circuit for DC actuated contactors. Prevents negative breaking voltage when contactors are used in combination with a safety PLC.

XTCEXVSLBB



**Free-Wheel Diode Suppressor for XTRE**

Voltage	For Use with...	Pkg. Qty. ^④	Catalog Number
130–240	XTRE10B	10	XTCEXVSLBB

Connector ^⑤**Connector**

	For Use with...	Pkg. Qty. ^④	Catalog Number
XTCEXCNC	XTRE(C)10B	50	XTCEXCNC
			
XTMCXCNC	XTRM10A	50	XTMCXCNC
			

Mechanical Interlock ^⑥**Mechanical Interlock**

	For Use with...	Pkg. Qty. ④	Catalog Number
XTCEXMLB	XTRE10B_	5	XTCEXMLB
			
XTMCXML	XTRM10A_	5	XTMCXML
			

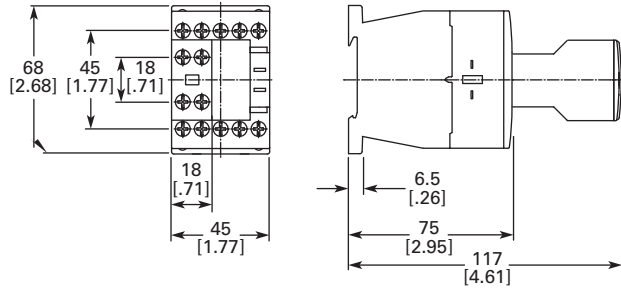
Notes

- ① Note dropout delay.
- ② For AC operated contactors, 50/60 Hz. DC operated contactors have an integrated suppressor.
- ③ For AC operated contactors, 50/60 Hz. Note dropout delay.
- ④ Orders must be placed in multiples of package quantity listed.
- ⑤ For mechanically arranging contactors in combinations. Distance between contactors is 0 mm.
- ⑥ For two contactors with AC or DC operated magnet system that are horizontally or vertically mounted.
For Frame B, mechanical lifespan is 2.5×10^6 operations and the distance between contactors is 0 mm.

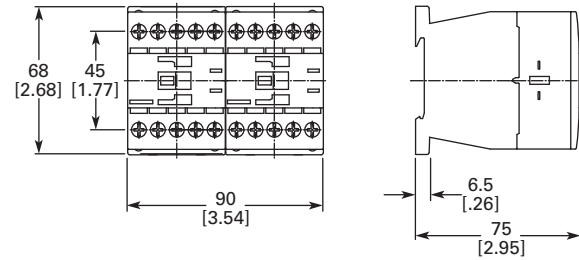
Approximate Dimensions in mm [in.]

Control Relays

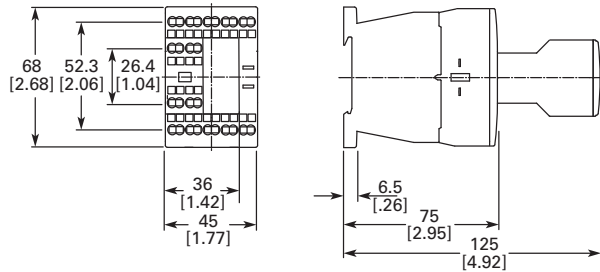
Control Relay XTRE with XTCEXFA Auxiliary Contact



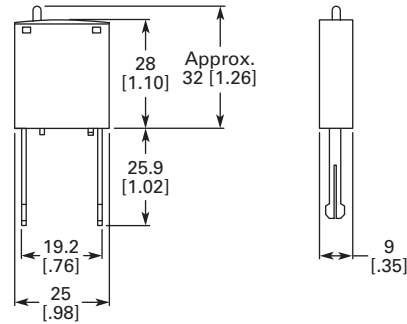
Control Relay XTRE with XTCEXMLB Mechanical Interlock



Control Relay with Spring Cage Terminals XTREC with XTCEXFA Auxiliary Contact



Coil Suppressors for Use with XTRE Control Relays



Electronic Timer Module XTCEXTE

