



AIR FLOW CONTROL HEAVY-DUTY SHUTTLE VALVES 19 SERIES

PRODUCT CATALOG



Shuttle Valves Heavy-Duty 19 Series

Product Overview

Shuttle Function

ROSS shuttle valves function is to allow pressure in a line to be obtained from alternative sources.



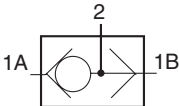
Standard	High-Flow
	


Illustration examples.

Valve Schematic


ROSS shuttle valves or double check valves have two inlets and one outlet. The first inlet to be pressurized is connected to the outlet, and the second inlet is then closed. Thus, a pneumatic device connected to the shuttle outlet can be operated by either of two control valves connected to the shuttle inlets. Automatically blocks one inlet passage when pressure is applied to the second inlet. Pressure to either inlet is channeled to one outlet port.

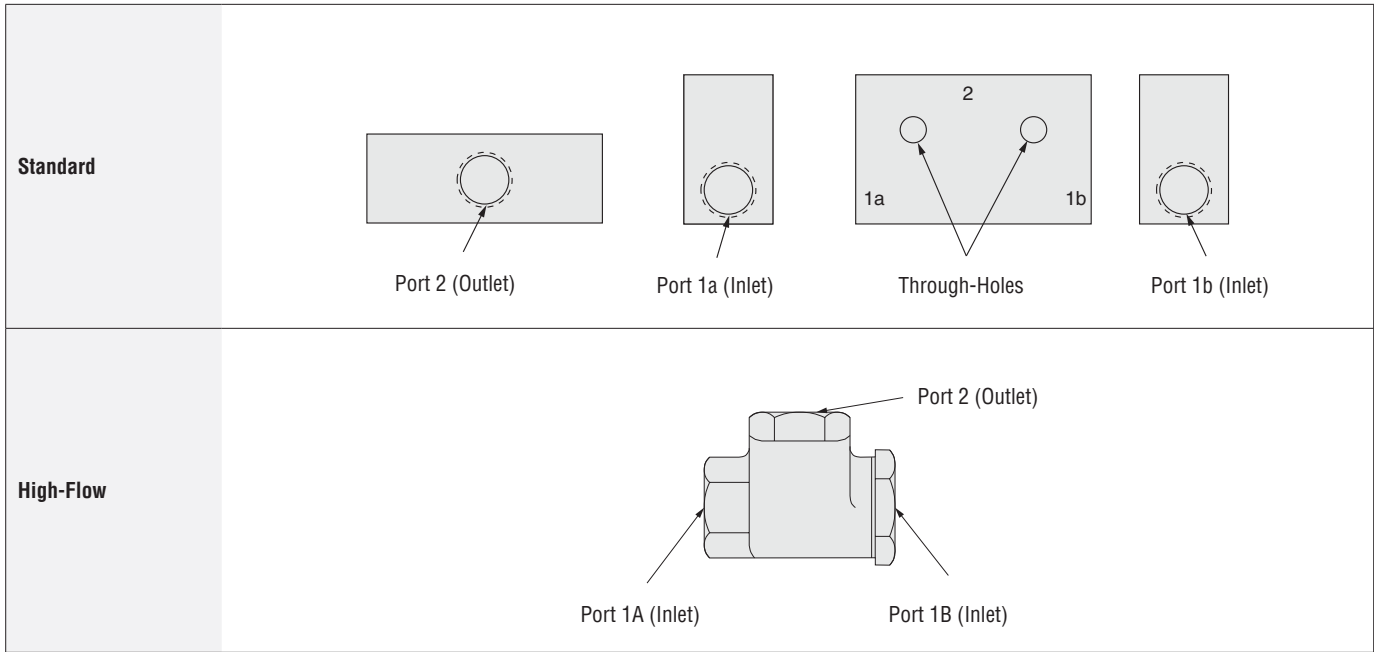
VALVE FEATURES	
Poppet Design	Dirt-tolerant, self-cleaning poppet design. Available in alternate materials for extreme temperature applications.
Tight-Seal Design	Provides efficiency and durability
Low Cracking Pressure	Air tight seal ensures no leakage from the valve
Positive Locking	Available in Low-Profile High-Capacity valves, prevents change of adjustment knob due to vibration or tampering
Rugged Construction	Made with corrosion-resistant materials

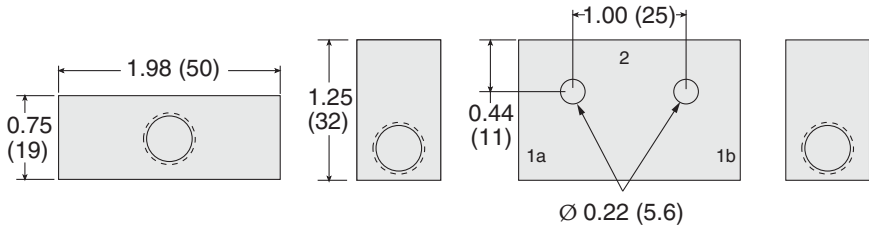
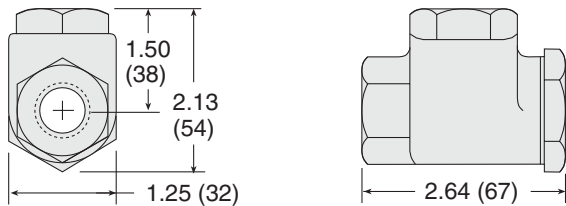
STANDARD SPECIFICATIONS				
GENERAL	Function		2-Way Valve	
	Construction Design		Poppet	
	Actuation		Pneumatic	
	Mounting	Type	Inline	
		Orientation	Any	
Connection		Threaded; G, NPT		
OPERATING CONDITIONS	Temperature	Ambient	-40° to 175°F (-40° to 80°C)	
		Media		
		For temperatures below 40°F (4°C) air must be free of water vapor to prevent formation of ice.		
		For temperatures below -40°F (-40°C), consult ROSS.		
	Flow Media		Filtered air	
	Operating Pressure		150 psi (10.3 bar)	
Signal Pressure			Must be equal to or greater than inlet	
CONSTRUCTION MATERIAL	Valve Body		Cast Aluminum	
	Poppet		Acetal and Stainless Steel	
	Seals		Buna-N	
IMPORTANT NOTE: Please read carefully and thoroughly all of the CAUTIONS, WARNINGS on the inside back cover.				

PRODUCT CREDENTIALS	
EAC Conformity Declaration 	Canadian Registration Number (CRN) Available for appropriately tested valves

Ordering Information

SHUTTLE VALVES						2-Way Valves	
Valve Style	Size			Valve Model Number		Flow C _v	Weight lb (kg)
	Port 1	Port 2	Body	G Thread	NPT Thread	1-2	
Standard	1/8	1/8	1/4	D1968E1006	1968E1006	0.8	0.15 (0.07)
	1/4	1/4	1/4	D1968E2006	1968E2006	0.8	0.15 (0.07)
High-Flow	1/4	1/4	3/8	D1968D2003	1968D2003	2.0	0.8 (0.4)
	3/8	3/8	3/8	D1968D3003	1968D3003	3.0	0.8 (0.4)



DIMENSIONS		Inches (mm)
Body Size 1/4		
Standard		
Body Size 3/8		
High-Flow		
For additional information, and to assist you with piping and connectivity designs, our products are available in downloadable 2D drawings and 3D CAD models in a wide range of options including native formats, visit www.rosscontrols.com .		

CAUTIONS, WARNINGS And STANDARD WARRANTY



ROSS OPERATING VALVE, ROSS CONTROLS®, ROSS DECCO®, and AUTOMATIC VALVE INDUSTRIAL, collectively the "ROSS Group".

PRE-INSTALLATION or SERVICE

1. Before servicing a valve or other pneumatic component, be sure all sources of energy are turned off, the entire pneumatic system is shut down and exhausted, and all power sources are locked out (ref: OSHA 1910.147, EN 1037).
2. All ROSS Group Products, including service kits and parts, should be installed and/or serviced only by persons having training and experience with pneumatic equipment. Because any product can be tampered with and/or need servicing after installation, persons responsible for the safety of others or the care of equipment must check ROSS Group Products on a regular basis and perform all necessary maintenance to ensure safe operating conditions.
3. All applicable instructions should be read and complied with before using any fluid power system to prevent harm to persons or equipment. In addition, overhauled or serviced valves must be functionally tested prior to installation and use. If you have any questions, call your nearest ROSS Group location.
4. Each ROSS Group Product should be used within its specification limits. In addition, use only ROSS Group components to repair ROSS Group Products.

WARNINGS:

Failure to follow these instructions can result in personal injury and/or property damage.

FILTRATION and LUBRICATION

1. Dirt, scale, moisture, etc., are present in virtually every air system. Although some valves are more tolerant of these contaminants than others, best performance will be realized if a filter is installed to clean the air supply, thus preventing contaminants from interfering with the proper performance of the equipment. The ROSS Group recommends a filter with a 5-micron rating for normal applications.
2. All standard ROSS Group filters and lubricators with polycarbonate plastic bowls are designed for compressed air applications only. Use the metal bowl guard, where provided, to minimize danger from high pressure fragmentation in the event of bowl failure. Do not expose these products to certain fluids, such as alcohol or liquefied petroleum gas, as they can cause bowls to rupture, creating a combustible condition and hazardous leakage. Immediately replace crazed, cracked, or deteriorated bowls.
3. Only use lubricants which are compatible with materials used in the valves and other components in the system. Normally, compatible lubricants are petroleum base oils with oxidation inhibitors, an aniline point between 180°F (82°C) and 220°F (104°C), and an ISO 32, or lighter, viscosity. Avoid oils with

phosphate type additives which can harm polyurethane components, potentially leading to valve failure which risks personal injury, and/or damage to property.

WARNINGS:

Failure to follow these instructions can result in personal injury and/or property damage.

AVOID INTAKE/EXHAUST RESTRICTION

1. Do not restrict air flow in the supply line. To do so could reduce the pressure of the supply air below minimum requirements for the valve and thereby causing erratic action.
2. Do not restrict a valve's exhaust port as this can adversely affect its operation. Exhaust silencers must be resistant to clogging and must have flow capacities at least as great as the exhaust capacities of the valves. Contamination of the silencer can result in reduced flow and increased back pressure.

WARNINGS: *Failure to follow these instructions can result in personal injury and/or property damage.*

SAFETY APPLICATIONS

1. Mechanical Power Presses and other potentially hazardous machinery using a pneumatically controlled clutch and brake mechanism must use a press control double valve with a monitoring device. A double valve without a self-contained monitoring device should be used only in conjunction with a control system which assures monitoring of the valve. All double valve installations involving hazardous applications should incorporate a monitoring system which inhibits further operation of the valve and machine in the event of a failure within the valve mechanism.
2. Safe Exhaust (dump) valves without a self-contained monitoring device should be used only in conjunction with a control system which assures monitoring of the valve. All Safe Exhaust valve installations should incorporate a monitoring system which inhibits further operation of the valve and machine in the event of a failure within the valve mechanism.
3. Per specifications and regulations, the ROSS L-O-X® and L-O-X® with EEZ-ON®, N06 and N16 Series operation products are defined as energy isolation devices, NOT AS EMERGENCY STOP DEVICES.

WARNINGS:

Failure to follow these instructions can result in personal injury and/or property damage.

STANDARD WARRANTY

All products sold by the ROSS Group are warranted for a one-year period [with the exception of Filters, Regulators and Lubricators ("FRLs") which are warranted for a period of seven (7) years] from the date of purchase. All products are, during their respective warranty periods, warranted to be free of defects in material and workmanship. The ROSS Group's obligation under this warranty is limited to repair, replacement or refund of the purchase price paid for products which the ROSS Group has determined, in its sole discretion, are defective. All warranties become void if a product has been subject to misuse, misapplication, improper maintenance, modification or tampering. Products for which warranty protection is sought must be returned to the ROSS Group freight prepaid.

THE WARRANTY EXPRESSED ABOVE IS IN LIEU OF AND EXCLUSIVE OF ALL OTHER WARRANTIES AND THE ROSS GROUP EXPRESSLY DISCLAIMS ALL OTHER WARRANTIES EITHER EXPRESSED OR IMPLIED WITH RESPECT TO MERCHANTABILITY OR FITNESS FOR A PARTICULAR PURPOSE. THE ROSS GROUP MAKES NO WARRANTY WITH RESPECT TO ITS PRODUCTS MEETING THE PROVISIONS OF ANY GOVERNMENTAL OCCUPATIONAL SAFETY AND/OR HEALTH LAWS OR REGULATIONS. IN NO EVENT IS THE ROSS GROUP LIABLE TO PURCHASER, USER, THEIR EMPLOYEES OR OTHERS FOR INCIDENTAL OR CONSEQUENTIAL DAMAGES WHICH MAY RESULT FROM A BREACH OF THE WARRANTY DESCRIBED ABOVE OR THE USE OR MISUSE OF THE PRODUCTS. NO STATEMENT OF ANY REPRESENTATIVE OR EMPLOYEE OF THE ROSS GROUP MAY EXTEND THE LIABILITY OF THE ROSS GROUP AS SET FORTH HEREIN.





AMERICAS	ROSS CONTROLS	USA	Tel: +1-248-764-1800	www.rosscontrols.com
	ROSS CONTROLS CANADA Ltd.	Canada	Tel: +1-416-251-7677	www.rosscanada.com
	ROSS DO BRASIL EIRELI	Brazil	Tel: +55-11-4335-2200	www.rosscontrols.com.br
EUROPE	ROSS EUROPA GmbH	Germany	Tel: +49 (0)6103-7597-100	www.rosseuropa.com
	ROSS FRANCE SAS	France	Tel: +33-(0)1-49-45-65-65	www.rossfrance.com
	ROSS PNEUMATROL Ltd.	United Kingdom	Tel: +44 (0)1254 872277	www.rossuk.co.uk
ASIA & PACIFIC	ROSS CONTROLS INDIA Pvt. Ltd.	India	Tel: +91-44-2624-9040	www.rosscontrolsindia.com
	ROSS CONTROLS (CHINA) Ltd.	China	Tel: +86-21-6915-7961	www.rosscontrolschina.com
	ROSS ASIA K.K.	Japan	Tel: +81-42-778-7251	www.rossasia.co.jp
	AUTOMATIC VALVE INDUSTRIAL LLC	USA	Tel: +1-248-474-6700	www.automaticvalve.com
	ROSS DECCO COMPANY	USA	Tel: +1-248-764-1800	www.rossdecco.com
	ROSS PNEUMATROL Ltd.	United Kingdom	Tel: +44 (0)1254 872277	www.pneumatrol.com
	manufactIS GmbH	Germany	Tel: +49 (0)2013-16843-0	www.manufactis.net

Full-Service Global Locations

There are ROSS Distributors Throughout the World

To meet your requirements across the globe, ROSS distributors are located throughout the world. Through ROSS or its distributors, guidance is available for the selection of ROSS products, both for those using fluid power components for the first time and those designing complex systems.

Other literature is available for engineering, maintenance, and service requirements.

If you need products or specifications not shown in this catalog, please visit ROSS' website, contact ROSS or your ROSS distributor. The ROSS Support Team will be happy to assist you in selecting the best product for your application.

For a current list of countries and local distributors, visit ROSS' at www.rosscontrols.com.