


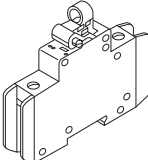
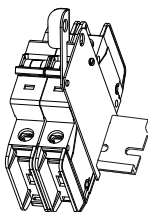


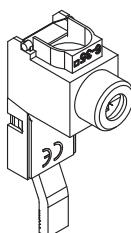
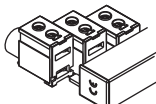


Accessories

FAZ-NA and FAZ-NA-L UL 489 Breakers

Description	Catalog Number
Contact	
Two-pole contact or auxiliary contact/trip indicating contact	Z-NHK ^①
	
Auxiliary Contact	
Auxiliary contact	Z-IHK-NA
	
Shunt Trip	
Shunt trip 110–415 Vac	FAZ-XAA-NA110-415VAC
Shunt trip 12–110 Vac	FAZ-XAA-NA12-110VAC
	
Padlock Hasp	
Padlock hasp	Z-IS/SPE-1TE
	
Lockoff Device	
UL lockoff device	FAZPLOFF
	

FAZ-NA and FAZ-NA-L UL 489 Breakers, continued

Description	Catalog Number
Busbar	
Busbar—single-pole, 6 terminals ^{②③④⑤}	Z-SV/UL-16/1P-1TE/6
Busbar—single-pole, 12 terminals ^{②③④⑤}	Z-SV/UL-16/1P-1TE/12
Busbar—single-pole, 18 terminals ^{②③④⑤}	Z-SV/UL-16/1P-1TE/18
Busbar—two-pole, 6 terminals ^{②③④⑤}	Z-SV/UL-16/2P-2TE/6
Busbar—two-pole, 12 terminals ^{②③④⑤}	Z-SV/UL-16/2P-2TE/12
Busbar—two-pole, 18 terminals ^{②③④⑤}	Z-SV/UL-16/2P-2TE/18
Busbar—three-pole, 6 terminals ^{②③④⑤}	Z-SV/UL-16/3P-3TE/6
Busbar—three-pole, 12 terminals ^{②③④⑤}	Z-SV/UL-16/3P-3TE/12
Busbar—three-pole, 18 terminals ^{②③④⑤}	Z-SV/UL-16/3P-3TE/18
	
Busbar Shroud	
Three-pole busbar shroud	ZV-BS-UL
	
Extension Terminal	
Extension terminal—35 mm ² (10–1/0 AWG)	Z-EK/35/UL
	
Bus Connector	
Bus connector—conductors up to 50 mm ² (–1/0 AWG)	Z-EB/50/UL
	

Notes

- ① Voltage of FAZ-NA circuit breaker is limited to 300V with this auxiliary contact installed.
- ② Do not cut commoning link.
- ③ A maximum of three commoning links may be used in conjunction. Each breaker connected to the commoning link must have the same number of poles for proper use.
- ④ Not for use with ring-tongue circuit breakers.
- ⑤ Bus may be center fed for high current capacity.