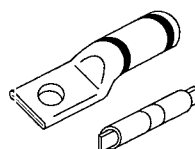


Thomas & Betts



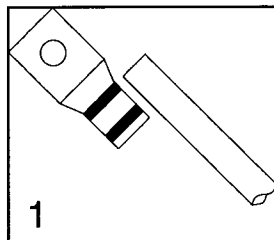
BLACKBURN®

INSTRUCTION MANUAL

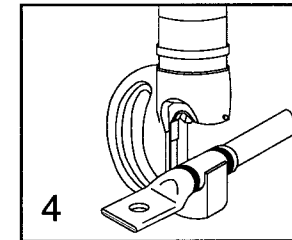
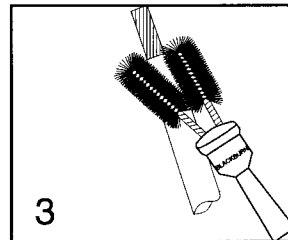
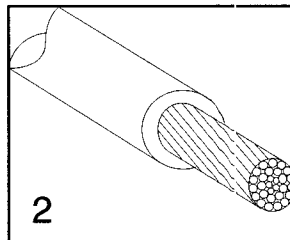
**FOR SHORT BARREL CU. COMPRESSION LUGS AND
SPICES TYPE CTL, CTL-2 AND CSP**



FOR COPPER CONDUCTOR



1. Check the wire size marked on the copper connector to make sure it's the connector for the cable size.
2. Carefully strip the cable insulation avoiding any conductor strand damage.
3. Wire brush the conductor and fully insert it in the connector.



4. Refer to the tool and die index on the opposite side: select one of the tool/die combinations listed for the cable size; crimp the connector the number of times shown on the chart for this tool/die combination. (NOTE: Begin crimping at the inner ink marked end of the connector first. Continue applying crimps uniformly over the entire ink marked barrel section. Some connectors require overlapping of crimps in order to fill the indicated number of compressions.) Wipe off any excess oxide inhibitor.

WARRANTY: Thomas & Betts sells this product with the understanding that the user will perform all necessary tests to determine the suitability of the product for his intended use. Thomas & Betts manufactures its goods and tools in a manner to be free of defects. Should any defect occur in its goods (within two years) or tools (within ninety days), Thomas & Betts, upon prompt notification, will at its option, exchange or repair the goods or tools or refund the purchase price.

Limitations and Exclusions: THIS WARRANTY IS IN LIEU OF ALL OTHER REPRESENTATIONS AND EXPRESSED AND IMPLIED WARRANTIES (INCLUDING THE IMPLIED WARRANTIES OF MERCHANTABILITY AND FITNESS FOR USE) AND UNDER NO CIRCUMSTANCES SHALL THOMAS & BETTS BE LIABLE FOR ANY INCIDENTAL OR CONSEQUENTIAL PROPERTY DAMAGES OR LOSSES.

Made in U.S.A.

Thomas & Betts
1555 Lynnfield Road, Memphis, Tennessee 38119
Printed in U.S.A.

TA01326 B

TOOL & DIE INDEX

COPPER STRAND AWG SIZE	DIE COLOR CODE	BLACKBURN TOOLS						BURNDY TOOLS				T&B TOOLS						BLACKBURN CONNECTORS HAVE EXPANDED CONDUCTOR RANGE WHEN INSTALLED WITH THE FOLLOWING TOOLS			
		MECH. 0D58"	CRIMPS PER END	MECH. NRG 2508	CRIMPS PER END	HYD. JB12A,B HCT7508 HCT1239	CRIMPS PER END	MECH. MY29-3	CRIMPS PER END	HYD. Y35 Y39, Y46	CRIMPS PER END	MECH. TBM55	CRIMPS PER END	MECH. TBM8S	CRIMPS PER END	HYD. TBM15	CRIMPS PER END				
																		DIELESS HYDRAULIC TOOLS			
8	RED	7/32	2(s)	**	1	—	—	**	1	—	—	13454	1	13461	1	21	1	NOTE: USE MAXIMUM CONDUCTOR FOR CONNECTOR SELECTION			
6	BLUE	1/4	2(s)	**	1	—	—	**	1	U5CRT	1	13454	1	13461	1	24	1	BLACKBURN	VP6FT		
4	GRAY	5/16	2(s)	**	1	—	—	**	1	U4CRT	1	13454	1	13461	1	29	1	ANDERSON	VC6t, VC6FT	VC7t, VC7FT	VC8C++
2&3	BROWN	3/8	3(s)	**	1	—	—	**	1	U2CRT	1	13454	1	13461	1	33	1	AL OR CU WIRE RANGE	CRIMPS PER END		
1	GREEN	P	3(s)	**	1	—	—	**	1	U1CRT	2(s)	13455	1	13462	1	37	1	6-2	1	2	
1/0	PINK	1/2	3(s)	**	1	B06CHI	2	**	1	U25RT	1	13455	1	13462	1	42H	1	6-1/0	1	2	
2/0	BLACK	17/32	3(s)	**	1	B72CH	1	**	2	U26RT	1	13455	2	13462	2	45	1	4-2/0	1	2	
3/0	ORANGE	9/16	3	**	2	B08CH	1	**	2	U27RT	1	13455	2	13462	2	50	1	2-3/0	1	2	
4/0	PURPLE	5/8-1	4(s)	**	2	B09CH	2(s)	**	2	U28RT	2(s)	13456	2	13463	2	54H	2	1-4/0	1	2	
250	YELLOW	11/16	4	**	2	B26CH	2(s)	**	2	U29RT	2(s)	13456	2	13463	2	62	1	1/0-250t	2	2	
300	WHITE					B10CHI B10CH	2(s)			U30RT	2(s)			13465	4	66	1	2/0-300t	2	2	
350	RED					B11CH	2(s)			U31RT	2			13466	4	71H	2	3/0-350t	2	3	
400	BLUE					B11CH	2			U32RT	3			13467	4	76	2(s)	4/0-400t	2	3	
500	BROWN					B12CHI B12CH	2			U34RT	3			13468	5	87H	3	4/0-500t	2	3	2†††
600	GREEN					B36CH	3(s)			U36RT	3					94H	3	250-600		3 VC7FT ONLY	2††††
750	BLACK					B39CH(1) 6039RT(2)	3(s) 1			U39RT-2(3)	3					106H	3	500-750		4 VC7FT ONLY	2
1000						6044RT(2)	1			P44RT-2(4)	3					125H	3	750-1000			2

**ADJUSTABLE INDENT TOOL

NO INSERT DIES REQUIRED

(1)HCT1239, HCT7508 ONLY (2) JB60B ONLY

(3) Y39, Y46 ONLY (4) Y46 ONLY

(5) OVERLAP CRIMPS

† Users of VC6 and VC7 tools must strip off an extra 1-5/8" of insulation from one end of cable to permit removal of tool over conductor sizes 250 MCM and larger on CSP connectors.

†† ALSO use VC8 tool with "AL" nibs.

††† VC8 tool crimps 500 MCM only.

†††† VC8 tool crimps 500 - 600 MCM only.