

## Metallic Liquidtight Cord and Cable Connectors

### The Ranger® Series of Steel Liquidtight Cord Connectors

The Ranger® Series Steel Liquidtight Connector takes twice the cable range of most ordinary strain-relief connectors. T&B's Ranger Connectors enable you to reduce your inventory and save time with one connector that can do the work of two.



#### Features

- Extended range with superior strain relief
- Reduced overall size, fits into tighter spaces
- Gland nut designed to restrict cable bending

#### Materials

Body: Steel — 2920 series,  
Malleable Iron — 4920  
& 4960 series

Gland Nut, Grip: Steel — all series  
Bushing: Rubber

#### Environment Classification

- Ordinary locations
- Wet or dry locations

#### Range

Cord Range: .125" to .950"

Hub Size Range: 1/2" to 1"

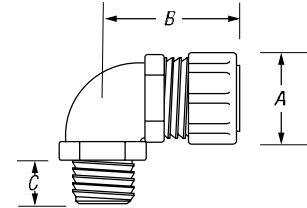
#### Application

- Provide means for passing a cord cable into an enclosure, through a bulkhead or into a rigid conduit
- Form a mechanical grip and water- and/or oil-resistant seal for cord
- Form a non-slip connection or termination for flexible cord

#### Cord & Cable Type

- S, SO, SV, ST, STD, SJ, SJO, SJT, SJTO, SVD

### Steel Liquidtight Strain Relief Connectors — 90° Angle



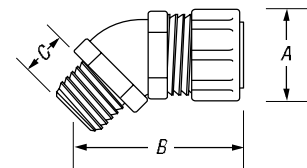
CAT. NO.	HUB SIZE	THROAT DIA.	CORD RANGE	DIMENSIONS (IN.)		
				A	B	C
4960	1/2"	19/32	.125-.375	1 1/8	1 1/4	5/8
4961	1/2"	19/32	.310-.560	1 1/8	1 1/4	5/8
4962	1/2"	19/32	.500-.750	1 1/8	1 3/64	5/8
4970	3/4"	25/32	.125-.375	1 1/8	1 25/32	11/16
4971	3/4"	25/32	.310-.560	1 1/8	1 25/32	11/16
4972	3/4"	25/32	.500-.750	1 1/8	1 25/32	11/16
4980	1"	1	.310-.560	1 1/8	2 1/32	13/16

All items shown on this page are suitable for use in hazardous locations where general-purpose equipment is specifically permitted by the NEC®, NEC 501-4(f).

UL File No. E-13938

CSA File No. 52391

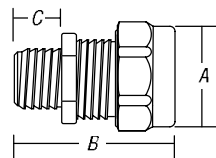
### Steel Liquidtight Strain Relief Connectors — 45° Angle



CAT. NO.	HUB SIZE	THROAT DIA.	CORD RANGE	DIMENSIONS (IN.)		
				A	B	C
4920	1/2"	37/64	.125-.375	1 1/8	1 1/16	47/64
4921	1/2"	37/64	.310-.560	1 1/8	1 1/16	47/64
4922	1/2"	37/64	.500-.750	1 1/8	1 1/16	47/64
4930	3/4"	25/32	.125-.375	1 1/8	1 7/16	5/8
4931	3/4"	25/32	.310-.560	1 1/8	1 7/16	5/8
4932	3/4"	25/32	.500-.750	1 1/8	1 7/16	5/8

For wire mesh grips, refer to page E-142.

### Steel Liquidtight Strain Relief Connectors — Straight



CAT. NO.	HUB SIZE	THROAT DIA.	CORD RANGE	DIMENSIONS (IN.)		
				A	B	C
2920	1/2"	47/64	.125-.375	1 1/8	1 1/4	5/8
2921	1/2"	47/64	.310-.560	1 1/8	1 1/4	5/8
2922	1/2"	47/64	.500-.750	1 1/8	1 1/4	5/8
2930	3/4"	13/16	.125-.375	1 1/8	1 25/32	5/8
2931	3/4"	13/16	.310-.560	1 1/8	1 25/32	5/8
2932	3/4"	13/16	.500-.750	1 1/8	1 25/32	5/8
2940	1"	11/16	.310-.560	1 1/8	1 1/4	3/4
2941	1"	11/16	.500-.750	1 1/8	1 1/4	3/4
2942	1"	31/32	.700-.950	1 1/8	1 1/8	31/32