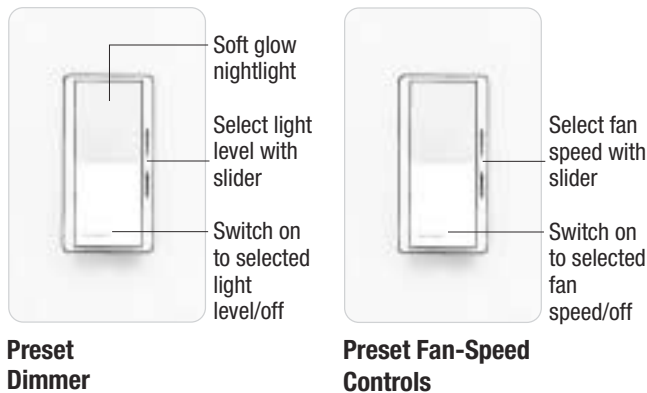


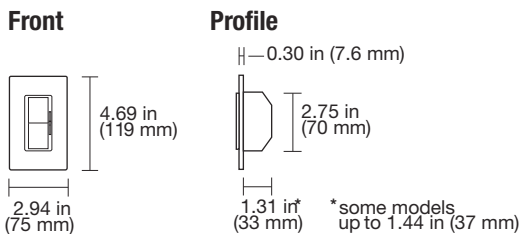
The designer dimmer that matches your paddle switches.



PRODUCT FAMILY FEATURES

- Large paddle switch with a captive linear-slide dimmer for a standard designer wallplate opening
- Full family of products for most lighting sources
- Dimmers feature built-in soft-glow nightlight
- Uses standard single-pole and 3-way wiring for easy installation in any home
- For more Diva choices, see the new Diva Satin Colors product line

DIMENSIONS




CONTROLS AND ACCESSORIES

Preset Dimmers

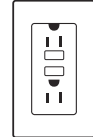
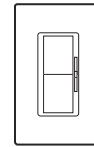


Receptacles

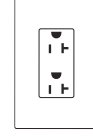


15 A Receptacle

Fan-Speed Controls

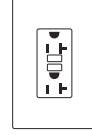
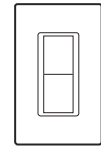


15 A GFCI Receptacle



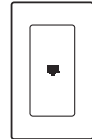
20 A Receptacle

Switches

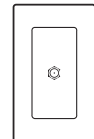


20 A GFCI Receptacle

Telephone/Cable TV Jacks

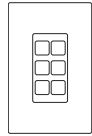


Single Telephone Jack



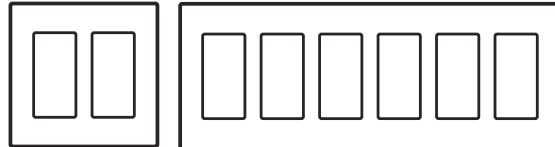
Cable TV Jack

Ports



6-Port Frame

Standard Multigang Wallplates











2-gang to 6-gang wallplates








SPECIFICATION SERIES STANDARD FEATURES



- Square Law Dimming
 - Power-failure memory
 - Electrostatic discharge tested
 - Mechanical air-gap switch to disconnect load power
 - RFI suppression
 - Captive linear slider
 - Precise color matching
- Lutron controls are rated at 120 V~, 60 Hz unless otherwise noted.

JOB NAME	AREA CONTROLLED
LOCATION	JOB NUMBER
TITLE	PAGE NO.

	Description	Maximum Capacity ^{1,6}	Model #
DIMMERS			
	Incandescent		
<i>Preset Dimmers with Nightlight</i>			
	Single-pole	600 W	DV-600P-
	Single-pole	1000 W	DV-10P-
	3-way	600 W	DV-603P-
	3-way	1000 W	DV-103P-
	Note: The nightlight is visible best on the lighter colors. For 3-way and 4-way switching, use with Claro switches or other mechanical switches.		
	Electronic Low-Voltage		
<i>Preset Dimmers with Nightlight</i>			
	Single-pole	300 W	DVELV-300P-
	3-way	300 W	DVELV-303P-
	Note: Requires neutral wire connection. The nightlight is visible best on the lighter colors. For 3-way and 4-way switching, use with Claro switches or other mechanical switches.		
	Magnetic Low-Voltage		
<i>Preset Dimmers with Nightlight</i>			
	Single-pole	600 VA (450 W) ²	DVLV-600P-
	Single-pole	1000 VA (800 W) ²	DVLV-10P-
	3-way	600 VA (450 W) ²	DVLV-603P-
	3-way	1000 VA (800 W) ²	DVLV-103P-
	Note: The nightlight is visible best on the lighter colors. For 3-way and 4-way switching, use with Claro switches or other mechanical switches.		
	3-Wire LED/Fluorescent Ballast		
<i>Preset Dimmers with Nightlight ⁴</i>			
	Single-pole/ 3-way	8 A	DVF-103P-
	Single-pole/ 3-way, 277 V~	6 A	DVF-103P-277-
	Note: Requires neutral wire connection. The nightlight is visible best on the lighter colors. For 3-way and 4-way switching, use with Claro switches or other mechanical switches.		

	Description	Maximum Capacity ^{1,6}	Model #
FAN-SPEED CONTROLS			
	Quiet Controls		
	For use with one ceiling paddle fan.		
	<i>Preset Fan-Speed Controls</i> ^{3, 4}		
	Single-pole/3-way, 3-speed	1.5 A	DVFSQ-F-
	<i>Light Switch/ Fan-Speed Control</i> ⁴		
	Fan 3-speed with off	1.5 A	DVFSQ-LF-
	Single-pole switch:		
	Inc./ Hal.	2 A	
	CFL/ LED	1 A	
	Note: Does not have soft-glow nightlight.		
SWITCHES ⁴			
General Purpose Switching of all Sources and Motor Loads			
	Single-pole, 120/277 V~	15 A	CA-1PS-
	3-way, 120/277 V~	15 A	CA-3PS-
	4-way, 120/277 V~	15 A	CA-4PS-
ACCESSORIES			
Receptacles			
	<i>Receptacle</i> ⁴		
	125 V~	15 A	CAR-15-
	125 V~	20 A	CAR-20-
	<i>GFCI Receptacle</i> ⁴		
	125 V~	15 A	CAR-15-GFST-
	125 V~	20 A	CAR-20-GFST-
Telephone and Cable Television Jacks			
	A physical barrier (partition) must exist when ganging with line-voltage products		
	<i>Single Telephone Jack</i> ⁵		
	6-conductor, RJ11		CA-PJ-
	Note: Also accepts most 4-conductor plugs.		
	<i>Cable TV Jack</i> ^{4, 5}		
	F-STYLE		
	75 Ω, coaxial cable jack		CA-CJ-

1 For capacities in multigang installations see **Derating/Maximum Capacity** on pg. 4

2 Actual lamp wattages.

3 For 3-way and 4-way switching, use with Claro switches or other mechanical switches.

4 No derating required if ganged.

5 A physical barrier (partition) must exist when ganging with line-voltage products.

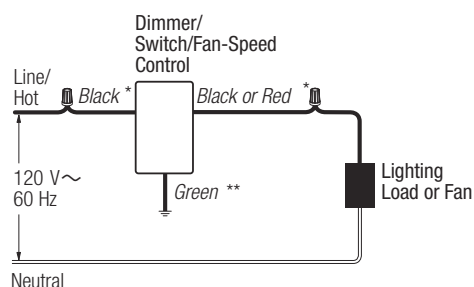
6 For minimum load requirements see **Minimum Load Requirements** on pg. 4

WIRING DIAGRAMS

Wiring Diagram 1
Single-Pole Wiring

Model #

DV-600P-
DV-10P-
DVLV-600P-
DVLV-10P-
CA-1PS-



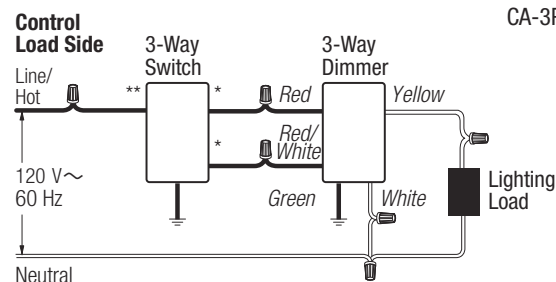
Wire Connectors

* or Brass screw terminal
** or Green screw terminal

Wiring Diagram 4
3-Way Wiring

Model #

DVELV-303P-
CA-3PS-



Wire Connectors

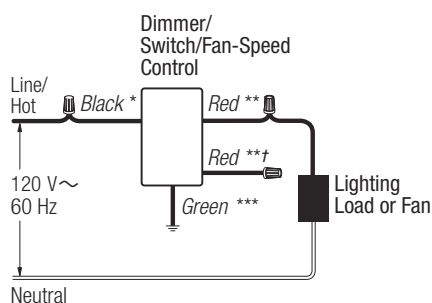
* or Copper/Black screw terminal
** or Brass/Gold screw terminal

Note: 3-way switch must be wired on the line side of the dimmer.

Wiring Diagram 2
Single-Pole Wiring of 3-Way Control

Model #

DVFSQ-F-
DVLV-103P-
DVLV-603P-
DV-103P-
DV-603P-



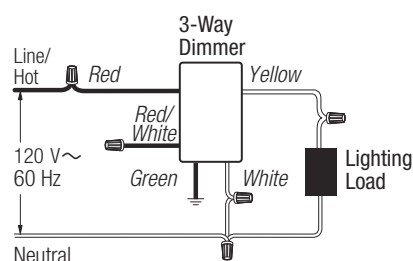
Wire Connectors

* or Copper/Black screw terminal
** or Brass screw terminal
*** or Green screw terminal
† or Red/White stripe (cap off)

Wiring Diagram 5
3-Way Used as Single-Pole

Model #

DVELV-303P-

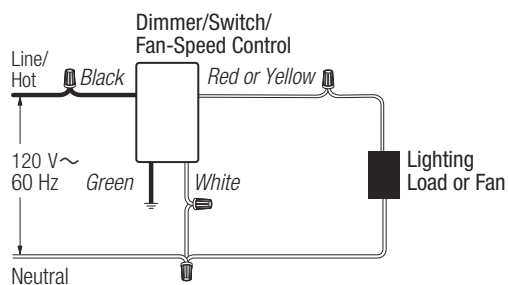


Wire Connectors

Wiring Diagram 3
Single-Pole Wiring

Model #

DVELV-300P-

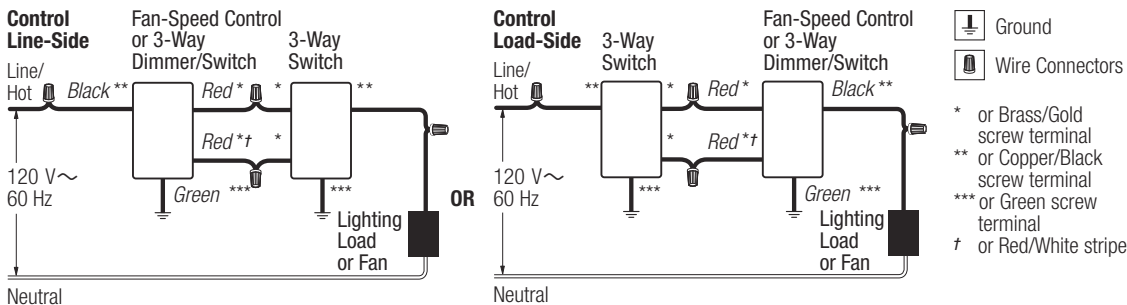


Wire Connectors

WIRING DIAGRAMS

Wiring Diagram 6
3-Way Wiring

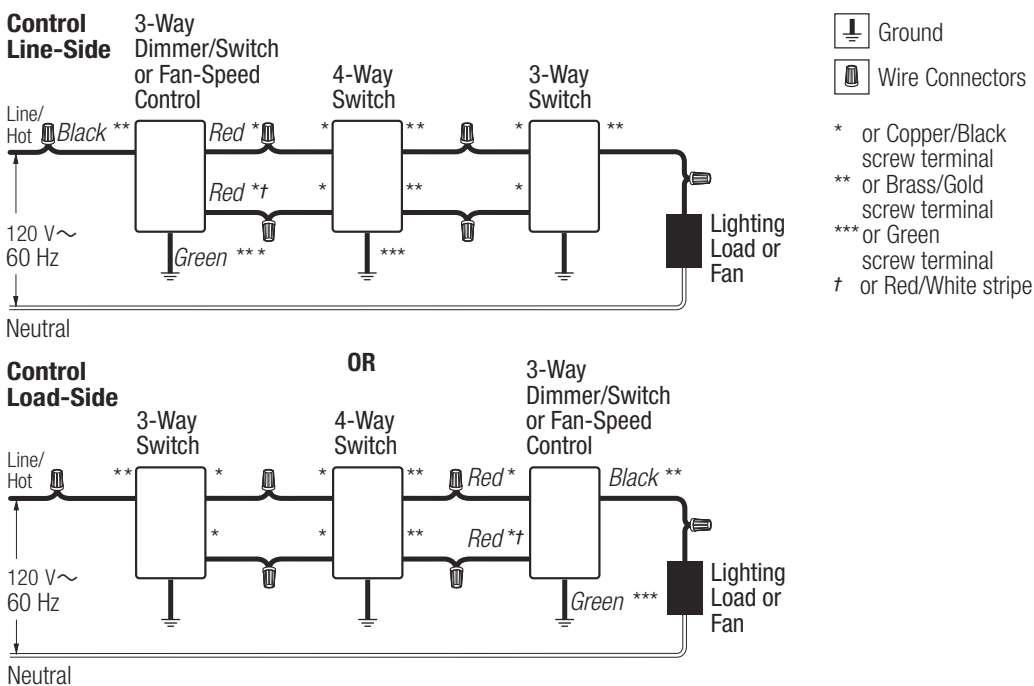
Model #



DV-603P-
DV-103P-
DVLV-603P-
DVLV-103P-
DVFSQ-F-
CA-3PS-

Wiring Diagram 7
4-Way Wiring

Model #



DV-603P-
DV-103P-
DVLV-603P-
DVLV-103P-
DVFSQ-F-
CA-3PS-
CA-4PS-