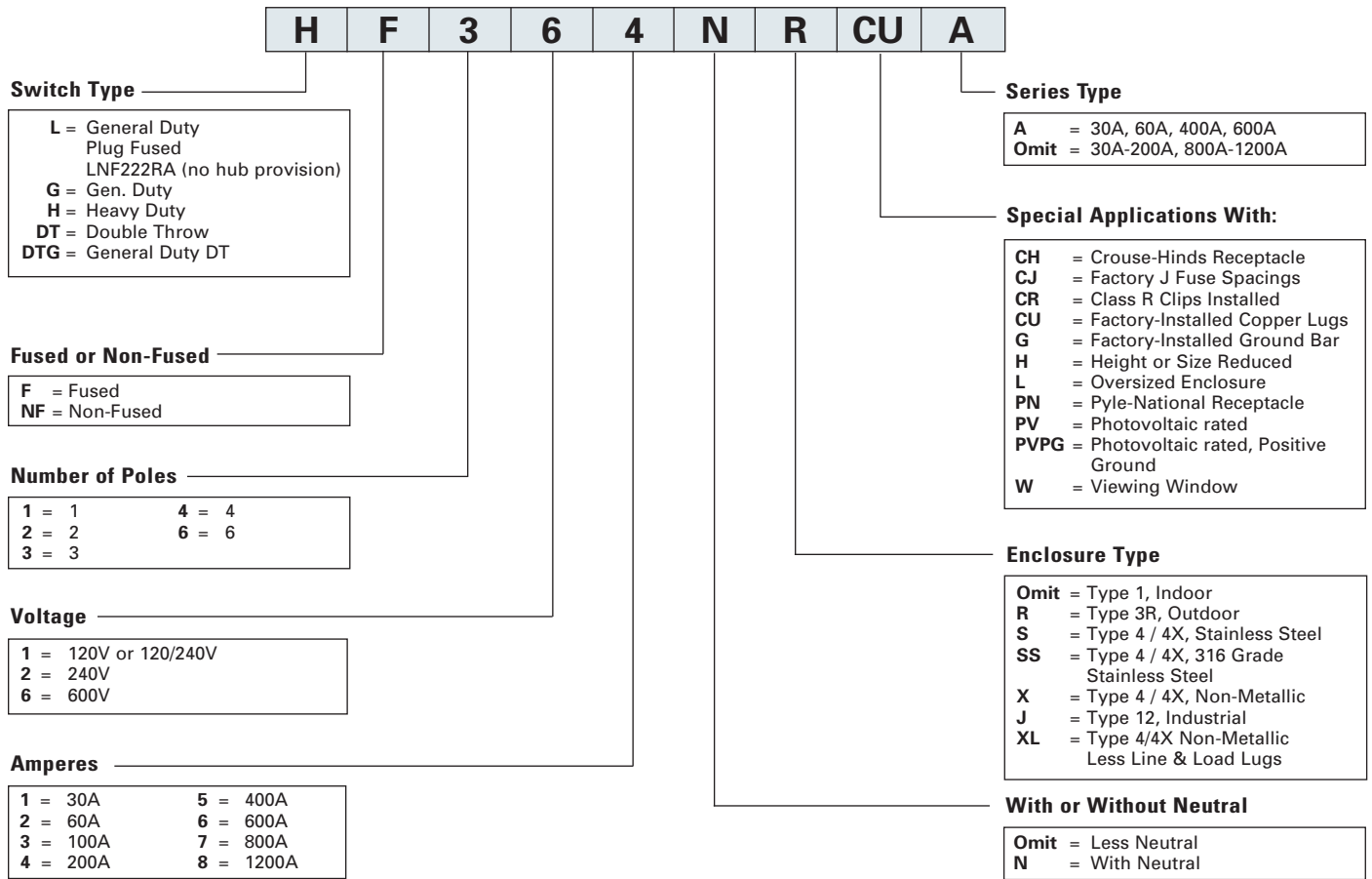


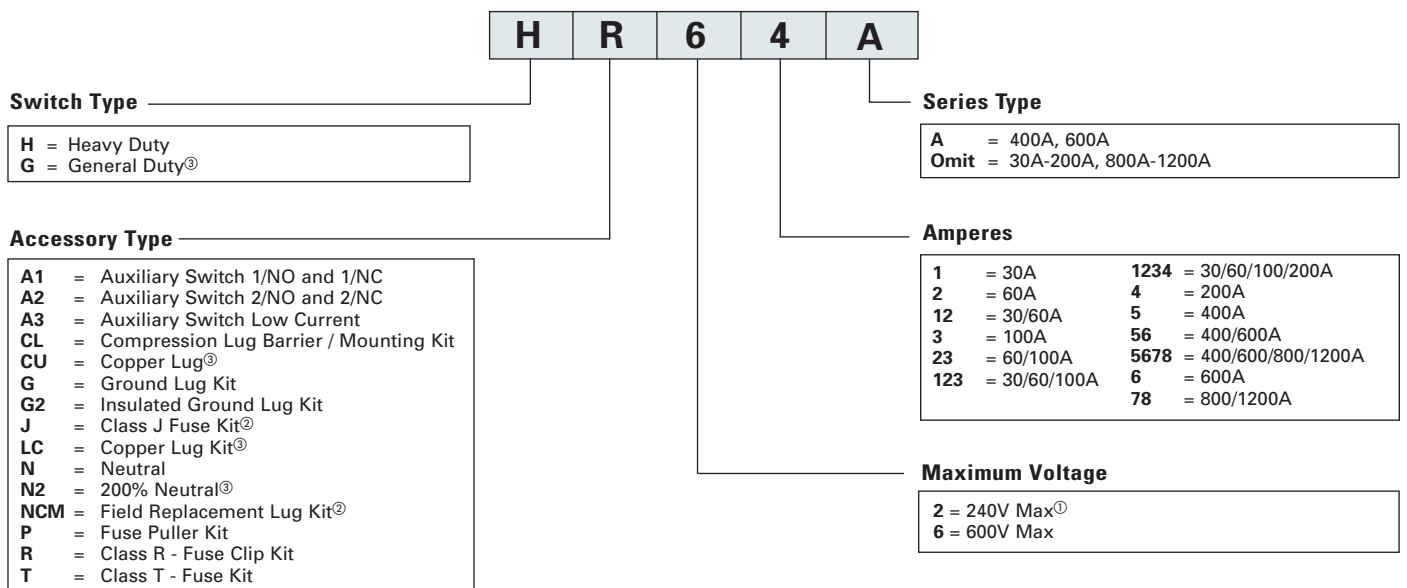
Safety Switches

Type VBII Safety Switch Catalog Numbering System

Product Overview



Type VBII Accessories Catalog Numbering System






Note: Catalog numbering systems above do not apply to 4-pole & Type "F" & "FR" double throw switches & accessories.

① For 400A, 600A use 680V max accessories except for T Fuse Kit.
② Only offered for 400A, 600A.

③ For 30A-200A, 800A-1200A.

Heavy Duty Safety Switches

Features



1. Quick-make, quick-break operating mechanism that ensures positive operation.
2. Visible blade, double-break switching action.
3. Arc chutes dissipate heat and prolong switch life.
4. Highly visible red handle grip. Designed for hook stick operation.
5. Defeatable dual cover interlock.
6. Center punch provided for field drilling to allow ON padlocking.
7. Handle can be padlocked in the OFF position with up to (3) padlocks with 5/16" hasps.
8. Generous top, bottom and side gutters that meet or exceed NEC wire-bending space requirements.
9. Informative door labeling which includes replacement parts list.
10. Tangential knockouts through 600A for easy conduit lineup.
11. Side-hinged door that opens past 180 degrees for easier wiring.
12. Unique enclosure design increases rigidity and prevents cuts and scrapes to conductors and installer's hands.
13. Spring reinforced fuse clips that assure reliable contact for cool operation.
14. Door latch securely holds door closed and allows cover padlocking.
15. Front removable mechanical lugs that are suitable for CU/Al 60 or 75° C conductors.
16. Lugs are field convertible to copper body and to a wide variety of compression connectors.
17. Hinged clear line terminal shield with probe holes for inspecting or testing line side terminals.
18. Embossed aluminum nameplate on Heavy Duty Switches provides highly visible ON/OFF indication.
19. Drawn cover for increased rigidity and resistance to abuse.
20. Top key hole and bottom mounting holes provide easy 2 or 3 point mounting.

Safety Switches

Heavy Duty Safety Switches

Selection



System	Ampere Rating	Indoor — Type 1		Outdoor — Type 3R		Horsepower Rating							
		Catalog Number	Ship Wt. (lbs.)	Catalog Number	Ship Wt. (lbs.)	240 Volt		480 Volt		600 Volt		250V DC	600V DC
						1-Phase	3-Phase	1-Phase	3-Phase	1-Phase	3-Phase		

600 Volt Non-Fusible^④

2-Pole^③

480 Volt AC / 600 Volt AC / 600 Volt DC

	30	HNF261	12	HNF261R	13	—	—	7½	—	10	—	5	15
	60	HNF262	19	HNF262R	20	—	—	20	—	25	—	10	30
	100	HNF263	24	HNF263R	25	—	—	30	—	40	—	20	50

3-Pole

480 Volt AC / 600 Volt AC / 250 Volt DC

	30	HNF361	12	HNF361R	13	5	10	7½	20	10	30	5	—
	30	—	—	HNF361RL ^⑥	19	5	10	7½	20	10	30	5	—
	60	HNF362H ^②	11	HNF362RH ^②	11	10	20	20	50	20	40	10	—
	60	HNF362 ^①	18	HNF362R ^①	19	10	20	20	50	25	60	10	30 ^⑦
	60	—	—	HNF362RL ^⑥	24	10	20	20	50	25	60	10	30 ^⑦
	100	HNF363 ^①	23	HNF363R ^①	24	15	40	30	75	40	100	20	50 ^⑦
	200	HNF364 ^①	46	HNF364R ^①	47	15	60	50	125	50	150	40	50
	400	HNF365A ^①	75	HNF365RA ^①	75	15	125	50	250	50	350	50	—
	600	HNF366A ^①	77	HNF366RA ^①	77	15	200	50	400	50	500	50	—
	800	HNF367	295	HNF367R	295	15	250	50	500	50	500	50	—
1200	HNF368	305	HNF368R	307	15	250	50	500	50	500	50	—	

600 Volt Non-Fusible^④

2-Pole^③

480 Volt AC / 600 Volt AC / 600 Volt DC

	Ampere Rating	Type 4 / 4X Stainless ^⑥		Type 12 Industrial ^⑤		240V	480V	600V	250V DC	600V DC		
		Cat. No.	Ship Wt. (lbs.)	Cat. No.	Ship Wt. (lbs.)							
30	HNF261S	13	HNF261J	13	—	—	7½	—	10	—	5	15
60	HNF262S	20	HNF262J	20	—	—	20	—	25	—	10	30
100	HNF263S■	25	HNF263J■	25	—	—	30	—	40	—	20	50

3-Pole

480 Volt AC / 600 Volt AC / 250 Volt DC

	30	HNF361S	13	HNF361J	13	5	10	7½	20	10	30	5	—
	60	HNF362SH ^②	15	HNF362JH ^②	14	10	20	20	50	20	40	10	—
	60	HNF362S ^①	19	HNF362J ^①	19	10	20	20	50	25	60	10	30 ^⑦
	100	HNF363S ^①	24	HNF363J ^①	24	15	40	30	75	40	100	20	50 ^⑦
	200	HNF364S ^①	47	HNF364J ^①	47	15	60	50	125	50	150	40	50
	400	HNF365SA ^①	75	HNF365JA ^①	75	15	125	50	250	50	350	50	—
	400	HNF365SSA	75	—	—	15	125	50	250	50	350	50	—
	600	HNF366SA ^①	77	HNF366JA ^①	77	15	200	50	400	50	500	50	—
	600	HNF366SSA	77	—	—	15	200	50	400	50	500	50	—
	800	HNF367S	295	HNF367J■	295	15	250	50	500	50	500	50	—
1200	HNF368S■	310	HNF368J■	310	15	250	50	500	50	500	50	—	

■ Built to order. Allow 3-5 weeks for delivery.

① 60-600A 3-Pole switches are also rated 600V DC.

② Compact switch (11.1"H, 6.6"W box less cover and handle).

Short circuit withstand rating—100,000 RMS sym. amps.

③ Use 3-Pole switch for 200A application.

④ Suitable for use as service entrance equipment except for 1200 when used on a 480 or 600V grounded wye system.

⑤ Also rated type 3S / 3R.

⑥ Indicates oversized enclosure (30A switch in a 60A enclosure or a 60A switch in a 100A enclosure).

⑦ 600V DC and 600V DC horsepower rating shown requires (2) poles to be connected in series.

⑧ 304 grade stainless steel. For switches with enclosures constructed from 316 grade stainless steel, see page 18/19.

Safety Switches

General and Heavy Duty Safety Switches

Dimensions

Safety Switch Dimensions (Inches)* & Shipping Weights

Catalog Number	Height			Width		Depth		Knockout Diagram ^①	Shipping Weight (lbs.)
	Box A	With Door B	With Rain Shed C	Box D	With Handle E	Box F	With Handle G		
HF362J, JW	16.27	19.31	—	9.17	11.47	5.33	10.46	—	20
HF362N	16.26	17.46	—	9.15	11.53	5.05	10.17	S16	19
HF362NR	16.26	—	17.77	9.16	11.53	5.05	10.17	S17	20
HF362R, RPV, RPVPG, RW	16.26	—	17.77	9.16	11.53	5.05	10.17	S17	20
HF362RL	21.95	—	23.46	9.64	11.97	5.05	10.17	S11	25
HF362S, SS, SSW, SW	16.27	19.31	—	9.17	11.47	5.33	10.46	—	20
HF363, PV, PVPG	21.95	23.15	—	9.64	12.01	5.05	10.17	S10	24
HF363J, JW	21.96	23.16	—	9.65	12.02	5.34	10.46	—	25
HF363N	21.95	23.15	—	9.64	12.01	5.05	10.17	S10	25
HF363NR	21.95	—	23.46	9.64	11.97	5.05	10.17	S11	26
HF363R, RPV, RPVPG	21.95	—	23.46	9.64	11.97	5.05	10.17	S11	25
HF363S, SS, SSW, SW	21.96	23.16	—	9.65	12.02	5.34	10.46	—	25
HF364, PV, PVPG	29.9	31.07	—	14.62	16.98	6.36	12.33	S12	48
HF364J, JW	29.96	31.07	—	14.62	16.95	6.63	12.58	—	49
HF364N	29.9	31.07	—	14.62	16.98	6.36	12.33	S12	49
HF364NR	29.9	—	31.42	14.61	16.99	6.36	12.33	S13	48
HF364R, RPV, RPVPG	29.9	—	31.42	14.61	16.99	6.36	12.33	S13	49
HF364S, SS, SSW, SW	29.96	31.07	—	14.62	16.95	6.63	12.58	—	49
HF365A	45.32	45.81	—	22.4	23.404	6.94	9.93	S18	93
HF365JA, HF365JWA	45.32	45.81	—	22.4	23.404	6.97	10.05	—	93
HF365NA	45.32	45.81	—	22.4	23.404	6.94	9.93	S18	94.6
HF365NRA	45.32	45.81	—	22.4	23.404	6.94	9.93	S19	94.6
HF365RA	45.32	45.81	—	22.4	23.404	6.94	9.93	S19	93
HF365SA, HF365SWA	45.32	45.81	—	22.4	23.404	7.34	10.347	—	93
HF365SSA, HF365SSWA	45.32	45.81	—	22.4	23.404	7.34	10.347	—	93
HF366A	45.32	45.81	—	22.4	23.404	6.94	9.93	S18	98
HF366JA, HF366JWA	45.32	45.81	—	22.4	23.404	6.97	10.05	—	98
HF366NA	45.32	45.81	—	22.4	23.404	6.94	9.93	S18	99.6
HF366NRA	45.32	45.81	—	22.4	23.404	6.94	9.93	S19	99.6
HF366RA	45.32	45.81	—	22.4	23.404	6.94	9.93	S19	98
HF366SA	45.32	45.81	—	22.4	23.404	7.34	10.347	—	98
HF366SSA	45.32	45.81	—	22.4	23.404	7.34	10.347	—	98
HF367	66.67	67.16	—	38.4	39.96	9.24	14.68	—	380
HF367J	66.67	67.16	—	38.4	39.96	9.24	14.68	—	380
HF367N	66.67	67.16	—	38.4	39.96	9.24	14.68	—	382
HF367NR	66.67	—	67.74	38.4	40.25	9.24	14.68	—	386
HF367R	66.67	—	67.74	38.4	40.25	9.24	14.68	—	382
HF367S	66.67	67.16	—	38.4	39.96	9.24	14.68	—	380
HF368, J, S	66.67	67.16	—	38.4	39.96	9.24	14.68	—	383
HF368N	66.67	67.16	—	38.4	39.96	9.24	14.68	—	385
HF368NR	66.67	—	67.74	38.4	40.25	9.24	14.68	—	388
HF368R	66.67	—	67.74	38.4	40.25	9.24	14.68	—	385
HNF365JA	45.32	45.81	—	22.4	23.404	6.97	10.05	—	75
HNF365RA	33.47	33.96	—	22.4	23.404	6.94	9.93	S19	75
HNF365SA	33.47	33.96	—	22.4	23.404	7.34	10.347	—	75
HNF365SSA	33.47	33.96	—	22.4	23.404	7.34	10.347	—	75
HNF366SA	33.47	33.96	—	22.4	23.404	7.34	10.347	—	77
HNF366SSA	33.47	33.96	—	22.4	23.404	7.34	10.347	—	77
HNF366JA	45.32	45.81	—	22.4	23.404	6.97	10.05	—	77
HNF366RA	33.47	33.96	—	22.4	23.404	6.94	9.93	S19	77
HNF361, PV, PVPG also HNF261 & HNF362H	11.11	12.31	—	6.64	9.01	5.05	10.17	S7	12
HNF361J, JW also HNF261J & HNF362JH	11.12	14.14	—	6.65	9.02	5.56	10.46	—	13
HNF361R, RPV, RPVPG also HNF261R & HNF362RH	11.11	—	12.63	6.64	9.01	5.05	10.17	S9	13
HNF361RL	16.26	—	17.77	9.16	11.53	5.05	10.17	S17	20
HNF361S, SS, SSW, SW also HNF261S & HNF362SH	11.12	14.14	—	6.65	9.02	5.56	10.46	—	13
HNF362, PV, PVPG also HNF262	16.26	17.46	—	9.15	11.53	5.05	10.17	S16	18
HNF362J, JW also HNF262J	16.27	17.46	—	9.17	11.47	5.33	10.46	—	19
HNF362R, RPV, RPVPG also HNF262R	16.26	—	17.77	9.16	11.53	5.05	10.17	S17	19
HNF362RL	21.95	—	23.46	9.64	11.97	5.05	10.17	S11	24
HNF362S, SS, SSW, SW also HNF262S	16.27	17.46	—	9.17	11.47	5.33	10.46	—	19
HNF363, PV, PVPG also HNF263	21.95	23.15	—	9.64	12.01	5.05	10.17	S10	23
HNF363J, JW also HNF263J	21.96	23.16	—	9.65	12.02	5.34	10.46	—	24
HNF363R, RPV, RPVPG also HNF263R	21.95	—	23.46	9.64	11.97	5.05	10.17	S11	24
HNF363S, SS, SSW, SW also HNF263S	21.96	23.16	—	9.65	12.02	5.34	10.46	—	24

*For inches / millimeters conversion, multiply inches by 25.4.

① Knocks not provided on Type 4 / 4X and 12 or in 800 & 1200A switches.