

Made Here. Made Better.



A substantial amount of OSRAM SYLVANIA products sold in NAFTA are assembled or made in the USA. SYLVANIA operates 15 manufacturing facilities, 8 R&D labs, and 2 corporate technology centers right here in the USA. OSRAM SYLVANIA offers a world of money saving opportunities that are made right here at home. We help design a solution that includes energy saving products as well as the latest in lighting controls to reduce energy consumption and ultimately save you money. As experts in LED lighting and design, we can help your company take full advantage of the latest technologies, which can be customized to your needs. The savings generated from SYLVANIA energy-efficient lighting systems will save you money today and in the years to come. This results in savings you can invest and use to stimulate your business even more.

OSRAM SYLVANIA Leads Sustainability in Lighting

Recognized for our achievements:



20% absolute corporate greenhouse gas emissions reduction in 5 years (exceeded 10% goal)



12.5% product energy intensity reduction in 5 years



10-year ENERGY STAR® Partner of the Year



Member of National Clean Fleets Partnership



Member of USGBC since 2003



Member of EPA SmartWay™ Transport Partnership since 2008



Platinum Sponsor of Green Parking Council since 2012

US DOE Workplace Charging Challenge Partner

OSRAM SYLVANIA is a sustainability leader, focusing on reducing environmental impact of products and processes for our company and for our customers.

Lead-Free Manufacturing

- Fluorescent manufacturing in Versailles, Kentucky
- Electronic ballast manufacturing

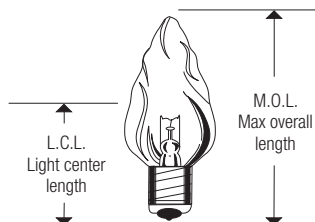
Made in the U.S.A.

- OSRAM SYLVANIA operates manufacturing and assembly facilities in the United States
- All NAFTA facilities ISO 14001 certified

www.sylvania.com/sustainability

BULB IDENTIFICATION

Light Center Length (L.C.L.) is the distance from the center of the light source to the following point for the base used:
Screw bases...bottom base contact; Bayonet candelabra and medium bayonet...top of base pins.



Bulb size – Max. Diameter (Divide by 8)

A-21 – $21/8 = 2\ 5/8$ " Dia.

G-40 – $40/8 = 5$ " Dia.

T-12 – $12/8 = 1\ 1/2$ " Dia.

PS-30 – $30/8 = 3\ 3/4$ " Dia.

BASE IDENTIFICATION

Typical bases are shown. One lead-in wire is soldered to the center contact and the other soldered or welded to the upper rim of the base shell. Base shells are typically made of brass or aluminum. ANSI designations are in parentheses.



Candelabra cand. (E12)



Intermediate Inter. (E17)



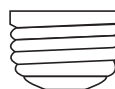
Medium (E26) & Medium Brass (E26)



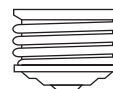
3 Contact Medium 3 C Med (E26D)



Double Contact Bayonet D.C. Bay (BA15D)



Mogul Screw



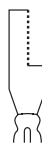
3 Contact Mogul



Medium Skirted Med. Skirt (E26/50x39)

FILAMENT IDENTIFICATION

A FILAMENT designation consists of a prefix letter to indicate whether the wire is straight or coiled, and a number to indicate the arrangement of the filament on the supports. Prefix letters include: C (coiled) – wire is wound into a helical coil or it may be deeply fluted; CC (coiled coil) – wire is wound into a helical coil and this coiled wire again wound into a helical coil.



C-8 CC-8



C-9 CC-9



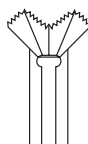
C-6 CC-6



C-2V CC-2V



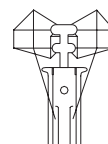
C-7A CC-7A



C-11V



C-11 CC-11



C-17



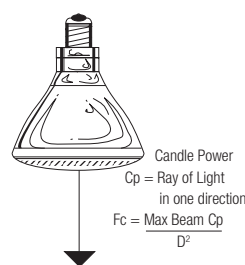

C-2R



C-7

ADDITIONAL INFORMATION

Lamps listed 115-125 volts (design voltage 120), 120-130 volts (design voltage 125), 125-130 volts (design voltage 130) and 230-250 volts (design voltage 240) are intended for use on circuits normally varying within these voltage limits.

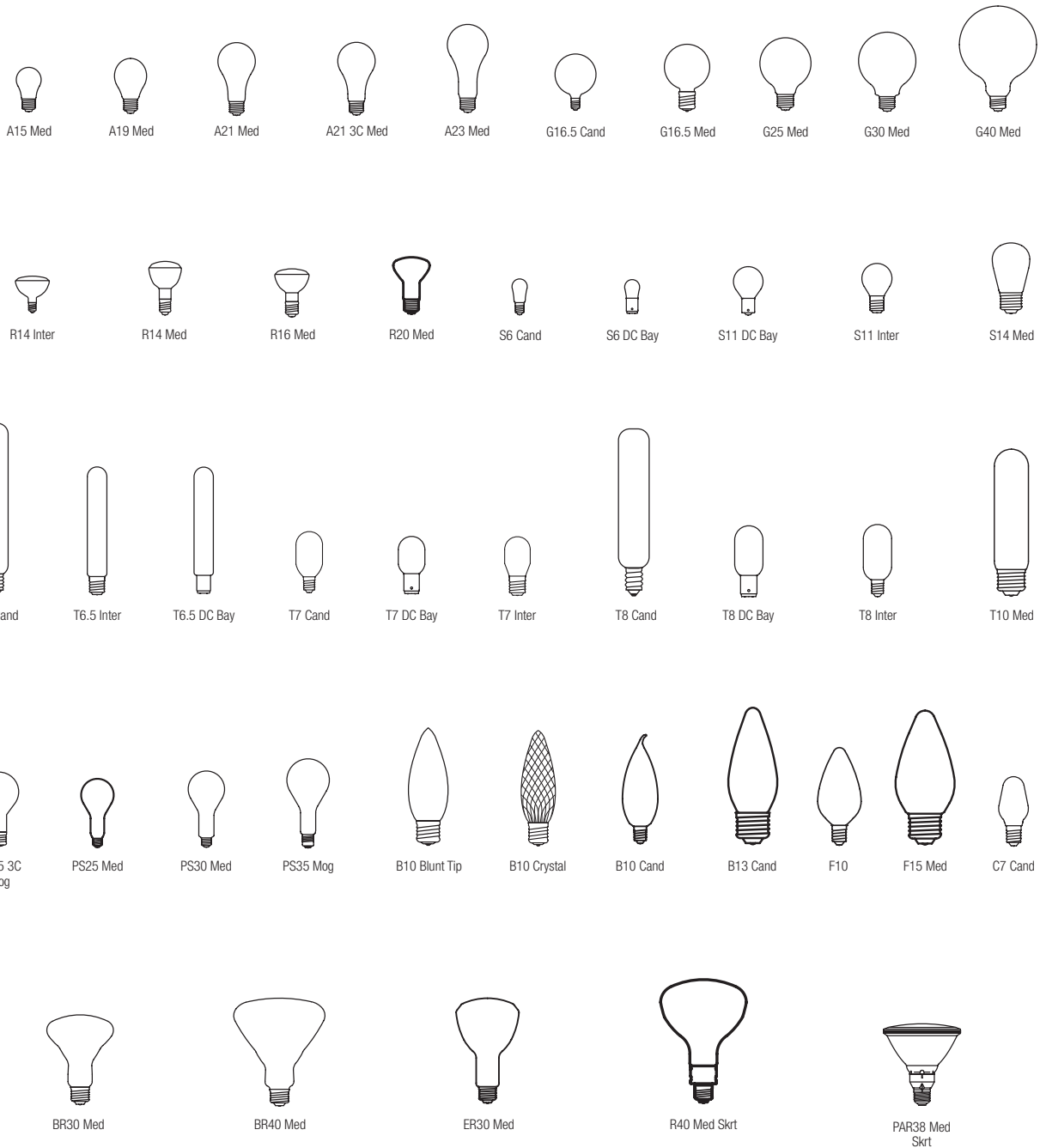


Finishes

W or SW - Soft White
DAY - Daylight®
Y - Yellow
B - Blue
R - Red
G - Green
A - Amber
IC - Iridescent clear
FL - Flood
SP - Spot
IF - Inside frost
AIC - Amber iridescent clear

INCANDESCENT LAMP SHAPES

A bulb designation consists of a letter(s) to indicate the shape and a figure to indicate the approximate major diameter in eighths of an inch. For example, an F-15 bulb is a flame-shape, 15/8 of an inch or 1-7/8 inches in diameter.



HOW TO READ PRODUCT INFORMATION – INCANDESCENT

Nominal Wattage	MOL (in)	Base	Product Number	Ordering Abbreviation	Voltage	Pkg Qty	Finish	Avg Rated Life (hrs)	CCT CRI	Lumens	Filament	Legislation Impact	Notes
Bulb		Describes the shape of the envelope followed by the lamp's major diameter given in eighths of an inch. See page 39: Incandescent Lamps.											
Base		See page 38: Base Identification.											
Symbols & Footnotes		All symbols and footnotes that apply to a specific product will appear in this space. The explanations of the symbols and footnotes are at the end of the incandescent section.											
Ordering Abbreviation		A text description of the lamp. See below for several examples and explanations of some of the codes.											
Lumens, Beam Angle, CBCP		These columns may contain data for any of these values.											

HOW TO READ ORDERING ABBREVIATIONS

40B10C/CRYSTAL/DL/BL/2PK		60A/DL/SW/2PK/RP		65BR30/DL/FL/RP	
40	Nominal lamp wattage	60	Nominal lamp wattage	65	Nominal lamp wattage
B	Bulb shape	A	Bulb shape	BR	Bulb shape
10	Bulb size in 8th's of an inch	DL	Double Life lamp	30	Bulb size in 8th's of an inch
C	Candelabra base	SW	Soft white	DL	Double Life lamp
CRYSTAL	Crystal texture on bulb glass	2PK	2 lamps per package	FL	Flood beam pattern
DL	Double Life lamp	RP	Retail pack	RP	Retail pack
BL	Blister pack				
2PK	2 lamps per package				

For the current listing of available products and more complete product information, please visit us at www.sylvania.com.



SPECIALTY INCANDESCENT LAMPS

Incandescent A15 Lamps for for Utility, Fan, Appliance and Garage Lighting Applications

DOUBLElife™ Incandescent A15 Lamps

Nominal Wattage	MOL (in)	Base	Product Number	Ordering Abbreviation	Voltage	Pkg Qty	Finish	Average Rated Life (hrs)	CCT (K)	CRI	Lumens	Filament	Notes
40	3.50	Medium	11664	40A15/DL/SW/BL/2/24 120V	120	24	Soft White	2000	2850	100	310	C-9	●,
			10034	40A15/CL/DL/FAN/2/12/BL 120V	120	12	Clear	2000	2850	100	350	C-9	●, 13
			10133	40A15/DL/CL/APPL/BL 120V	120	12	Clear	2000	2850	100	350	C-9	●,
			10061	40A15/CL/DL/APPL/2/12/BL 120V	120	12	Clear	2000	2850	100	350	C-9	●,
60	3.50	Medium	10868	60A15/DL/SW/BL/2/24 120V	120	24	Soft White	2000	2850	100	510	C-9	●,
			10040	60A15/CL/DL/FAN/2/12/BL 120V	120	12	Clear	2000	2850	100	530	C-9	●, 13
			10048	60A15/CL/DL/FAN/RP 120V	120	24	Clear	2000	2850	100	530	C-9	●, 13

Standard Incandescent A15 Lamps

Nominal Wattage	MOL (in)	Base	Product Number	Ordering Abbreviation	Voltage	Pkg Qty	Finish	Average Rated Life (hrs)	CCT (K)	CRI	Lumens	Filament	Notes
15	3.50	Medium	10018	15A15/CL 120V	120	120	Clear	2500	2850	100	105	C-9	●,
			10019	15A15/CL 130V	130	120	Clear	2500	2850	100	105	C-9	●,
			10031	15A15/RP 120V	120	24	Inside Frost	2500	2850	100	100	C-9	●,
			10037	15A15 120V	120	120	Inside Frost	2500	2850	100	100	C-9	●,
			10038	15A15 130V	130	120	Inside Frost	2500	2850	100	100	C-9	●,
			10015	15A15/W/RP 120V	120	24	Soft White	2500	2850	100	65	C-9	●,
30	3.50	Medium Brass	10122	30A15 130V	130	120	Inside Frost	2000	2850	100	200	C-9	
40	3.50	Medium	10042	40A15/CL/FAN 120V	120	24	Clear	1000	2850	100	430	C-9	●, 13
			10036	40A15/CL/FAN/2/12/BL 120V	120	12	Clear	1000	2850	100	430	C-9	●, 13
			10141	40A15/2PK/RP 120V	120	24	Clear	1000	2850	100	430	C-9	●,
			10181	40A15/DAY/FAN/BL/2/24 120V	120	24	Daylight	1000	2850	100	340	C-9	●, 13
			10082	40A15/SL 120V	120	120	Inside Frost	1000	2850	100	410	C-9	●,
			10117	40A15/IF/BL 120V	120	12	Inside Frost	1000	2850	100	410	C-9	●,
			10119	40A15 120V	120	120	Inside Frost	1000	2850	100	410	C-9	●,
			11533	40A15/SWFAN/2/12/BL 120V	120	12	Soft White	1000	2850	100	405	C-9	●, 13
40	3.38	Candelabra	11534	40A15C/SW/FAN/2/12/BL 120V	120	12	Soft White	1000	2850	100	350	C-9	●, 13
			10029	40A15C/CL/FAN/2/12/BL 120V	120	12	Clear	1000	2850	100	375	C-9	●, 13
40	3.50	Medium	10066	40A15/CL/APPL/2/12/BL 120V	120	12	Clear	1000	2850	100	430	C-9	●,
			10129	40A15/CL/APPL/BL 120V	120	12	Clear	1000	2850	100	430	C-9	●,
60	3.50	Medium	10884	60A15CL/FAN/2/12/BL 120V	120	12	Clear	1000	2850	100	700	C-9	●, 13
60	3.38	Candelabra	10894	60A15C/CL/FAN/2/12/BL 120V	120	12	Clear	1000	2850	100	650	C-9	●, 13
60	3.50	Medium	10162	60A15/DAY/FAN/BL/2/24 120V	120	24	Daylight	1000	2850	100	560	C-9	●, 13
			10885	60A15/SWFAN/2/12/BL 120V	120	12	Soft White	1000	2850	100	680	C-9	●, 13
60	3.38	Candelabra	10777	60A15C/SW/FAN/2/12/BL 120V	120	12	Soft White	1000	2850	100	625	C-9	●, 13
60	3.50	Medium Brass	10886	60A15/GARAGE/2/12/BL 120V	120	12	Inside Frost	1000	2850	100	700	C-9	

INCANDESCENT

NOTES FOR INCANDESCENT

Symbol	Description
●	Indicates aluminum base.
⊗	Do not operate in household sockets.
▼	Operate base down.
▲	Operate in any position.
▼	Operate base down to horizontal.
★	Heat resistant, hard glass.
UV	PAR lamps are suitable for indoor and outdoor use.
⊗	Do not operate in paper lined sockets.
♻️	This ECOLOGIC® lamp was designed to pass the Federal TCLP criteria for classification as non-hazardous waste in most states. Disposal regulations may vary; check local and state regulations.

Footnote	Description
1	Should not be used in equipment where base temperature will exceed 500°F.
2	Designed for service other than illumination.
3	Operate only in porcelain sockets.
4	Should be shielded against moisture falling on bulb.
5	Not recommended for use in enclosed close-fitting housings.
6	Not for use in ceiling fan fixtures.
7	Per Title 20 Section 1605.3(m) of the California Code of Regulations, this lamp may not be sold or offered for sale in the state of California for use in traffic signals.
8	Indefinite long life. Designed for life in excess of 10,000 hours. In-service life depends upon burning conditions.
9	Average laboratory life is 200 hours for vacuum cleaner and 600 hours for sewing machine services.
10	Operation of lamp in any position other than base up may result in some loss of protective coating.
11	A protective shield must be used external to the lamp.
12	In base up operation, heat may eventually deteriorate paper-lined or plastic sockets.
13	For use in ceiling fans.
14	Can be operated in any position.
15	May not give satisfactory performance if any accessory lighting equipment touches the glass bulb.
16	For use only with heat-resisting connector and with bulb supported by bulb rim or metal shell of base.