


PUSH-IN WIRE CONNECTORS

In-Sure® Push-In Wire Connectors

If it's IDEAL, it's a quality connector – and the In-Sure® Push-In Wire Connector is no exception. Color-coded, the clear polycarbonate housing allows for visual verification of every connection. The ergonomic design of the In-Sure® is easier to grip which means more comfortable push-in type connections.

Perfect for OEM lighting manufacturing, prefabricated wiring systems, and any other branch circuit wiring applications where a traditional twist-on wire connector would be used. Simply push the wire in – the low insertion force makes it easy. UL Listed, CSA Certified and rated to 600V and 105°C, the In-Sure® Push-In Wire Connector saves time and improves productivity while perfecting connections.

GREAT
FOR
RESIDENTIAL
APPLICATIONS



Stainless steel inserts restrict pull out

Visual verification of connection

Tin-plated copper bus system

Check port for continuity testing


Color-coded for easy identification

SpliceLine® In-Line Wire Connectors

The SpliceLine® In-Line Wire Connector is a revolutionary in-line wire connector that utilizes patented push-in technology in a unique design to provide a crimp-free, solderless butt splice faster and easier. The 2-port model supports a wide range of either stranded or solid wires, allowing one connector to cover the same range as three traditional butt splices.

The end-to-end connection of SpliceLine® is a great solution for today's pre-fab operations and also makes it perfect for lengthening short wires in tight spaces. It easily passes through ½ in. knockouts and the transparent polycarbonate allows for visual inspection, providing a secure connection every time.


75%
FASTER
THAN BUTT SPLICES
NO MORE
CRIMPING



In-Sure® Push-In Wire Connectors

Strip. Push. Connect.

- No-twist, push-in design reduces repetitive motion fatigue
- Low insertion force for fast and easy connections
- Compact size makes installation easy
- Clear shell gives visual verification of connection
- Tough, UL 94V-2 flame-retardant shell rated at 105°C (221°F)
- Models 32, 33, 34 and 39 Listed for UL 467
Models 32, 33, 34 are CE listed
Models 87, 88, 90 are CE Listed



Model	Color	Ports	Amp Rating	Wire Range		Quantity	Part No.
32	Red	2	20 Amp	Solid: 20 – 12 AWG Stranded: 16 – 12 AWG (≤19 str.) 18 AWG (7 Strand) Stranded (Tin Bonded): 18 – 14 AWG (≤19 str.)	Box of 100	30-1032	
					Jar of 300	30-1032J	
					Box of 5,000	30-1632	
33	Orange	3	20 Amp		Box of 100	30-1033	
					Jar of 250	30-1033J	
					Box of 5,000	30-1633	
34	Yellow	4	20 Amp		Box of 100	30-1034	
					Jar of 200	30-1034J	
					Box of 5,000	30-1634	
87	Gray	5	20 Amp		Jar of 150	30-087J	
					Carton of 1,000	30-187	
					Box of 3,000	30-687	
88	Blue	6 Stacked	20 Amp		Jar of 100	30-088J	
					Carton of 1,000	30-188	
					Box of 2,500	30-688	
90	Black	8	20 Amp		Jar of 100	30-090J	
					Carton of 1,000	30-190	
					Box of 2,000	30-690	
39	Blue	3	30 Amp	Solid: 14 – 10 AWG Stranded: 12 – 10 AWG (≤19 str.) Stranded (Tin Bonded): 14 – 10 AWG (≤19 str.)	Box of 50	30-1039	
				Jar of 150	30-1039J		

COPPER TO COPPER ONLY. Do not use on aluminum. Temperature rating: 105°C (221°F) maximum. 600V maximum building wire, 1000V maximum signs or lighting fixtures.

SpliceLine® In-Line Wire Connectors

- Faster alternative to traditional butt splices
- Crimp-free, solderless push-in butt splice
- Slim design fits through 1/2 in. knockout
- Perfect for lengthening wire
- Transparent polycarbonate housing for visual inspection of connection
- Listed for UL 467



SpliceLine®



Model	Color	Rating	Wire Range	Quantity	Part No.
42	Orange	600V/20A 105°C	Solid: 20-12 AWG Stranded: 16-12 AWG (≤19 str.) Stranded Tin-Bonded: 18-14 AWG (≤19 str.)	Bag of 10	30-1342S
				Box of 100	30-1042
				Jar of 300	30-1042J
				Box of 2,500	30-1642