

TYPES YAZ, YAZV

HYLUG™

Uninsulated Copper Compression Terminal
UL Listed 90° C, Up to 35 kV ♦


45° and 90° angles available. Please contact Customer Service to order:
1-800-346-4175

Features & Benefits

- Inspection windows allows for visual verification that the wire has been fully inserted prior to crimping the lug
- Barrel is designed with an internal chamfer at the wire entry to ensure smooth insertion of the wire, preventing possible damaging of the wire strands during insertion
- Long barrel allows for an increased number of crimps which will increase the mechanical strength of the connection
- 45° and 90° angular lugs are available; please contact Customer Service
- Electro-tin plated unless otherwise specified to reduce galvanic corrosion (bimetallic) and resist corrosive elements
- Connectors are clearly marked with stamping and barrel color coding
- Connectors accommodating wire sizes #10 - 4/0 AWG accommodate both Flex and Code Wire. See Tables on each page for specific details
- Tables in this section identify flex wire as the nominal flex wire size followed by the wire classes and DLO wire size and stranding. For Class Wire Strand counts, see the table at the beginning of this section.
- BURNDY certifies its products using the BURNDY Engineered System and select other crimp tool manufacturers in accordance with one or more of the UL categories in order to obtain a UL Listing

Accessories

- Hardware - Section F
- PENETROX™ Oxide Inhibitor - Section F
- Heat and Cold Shrink Tubing - Section D
- WIREMIKE™ Wire Micrometer - Section F
- Wire Management (Cable Ties) - Section G



NOTE: Field bending straight lugs to achieve an angular connection will void UL Listing / CSA Certifications and BURNDY will not be liable for the connection.

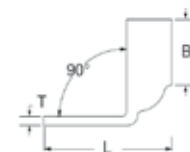
Straight



45°



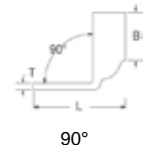
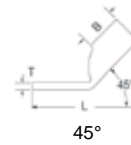
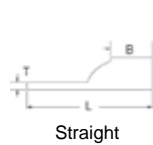
90°



Compression Connections

Copper Compression — Flex — One Hole
Long Barrel — with Inspection Window

TYPES YAZ, YAZV (Continued)



NOTE: Field bending straight lugs to achieve an angular connection will void UL Listing / CSA Certifications and BURNDY will not be liable for the connection.

Catalog Number	Conductor		Stud Hole Size	Tongue Width	Figure Dimensions			Installation Tooling						Wire Strip Length
	AWG/KCMIL	MM² ***			(B)	(T)	(L)	Dieless (# of crimps)	MD6, OUR840, MD734R	500 Series	35, 750, 46* Series	Color Code	Die Index	
YAZ8CTC10	#8 AWG	**	#10	.41"	0.75	0.08	1.43	Y122CMR (2) Y1MRTC (2) MY29 Series (2) MRC840 (2) 81K Series (1)	W8CVT (2) W8CRT (2) X8CRT (2)	W8CVT (2) W8CRT (2) X8CRT (2)	U8CRT (2)	Red	49	13/16
YAZ8CTC14	#8 Flex		1/4	.44"	0.75	0.08	1.56							
YAZ8CTC38	G,H,I,K,M DLO		3/8	.58"	0.75	0.06	1.75							
	#6 Sol													
YAZV6CTC14FX	#6 AWG	**	1/4	.48"	0.75	0.08	1.59	W5CVT (2) W5CRT (2) X5CRT (2)	W5CVT (2) W5CRT (2) X5CRT (2)	U5CRT (2)	Blue	7 or 374	13/16	
YAZV6CTC38FX	#6 Flex		3/8	.58"	0.75	0.06	1.77							
YAZV4CTC14FX	#4 AWG	—	1/4	.55"	1.25	0.09	2.19	Y122CMR (4) Y1MRTC (4) MY29 Series (2) MRC840 (2)	W4CVT (2) W4CRT (2) X4CRT (2)	W4CVT (2) W4CRT (2) X4CRT (2)	U4CRT (2)	Gray	8 or 346	1-5/16
YAZV4CTC38FX	#4 Flex		3/8	.58"	1.25	0.08	2.42							
YAZV2CTC14FX	#2 AWG	35	1/4	.68"	1.38	0.10	2.37	644 Series (1) 444 Series (1) 81K Series (1)	W2CVT (2) W2CRT (2) X2CRT (2)	W2CVT (2) W2CRT (2) X2CRT (2)	U2CRT (2)	Brown	10	1-7/16
YAZV2CTC38FX	#2 Flex		3/8	.68"	1.38	0.10	2.56							
YAZV2CTC12FX	G,H,I,K,M, DLO		1/2	.83"	1.38	0.09	2.87							
YAZV1CTC14FX	#1 AWG	—	1/4	.75"	1.38	0.12	2.40	MY29 Series (2) MRC840 (2) 644 Series (1) 444 Series (1) 81K Series (1)	W1CVT (2) W1CRT1 (2) X1CRT1 (2)	W1CVT (2) W1CRT1 (2) X1CRT1 (2)	U1CRT1 (2)	Green	11 or 375	1-7/16
YAZV1CTC516FX	#1 Flex		5/16	.75"	1.38	0.12	2.46							
YAZV1CTC38FX	G,H,I,K,M, DLO		3/8	.75"	1.38	0.12	2.59							
YAZV25TC14FX	1/0 AWG	50	1/4	.83"	1.50	0.12	2.56	MY29 Series (2) 644 Series (1) 444 Series (1) 81K Series (2)	W25VT (4) W25RT (4) X25RT (4)	W25VT (4) W25RT (4) X25RT (4)	U25RT (2)	Pink	12 or 348	1-9/16
YAZV25TC38FX	1/0 Flex		3/8	.83"	1.50	0.12	2.75							
YAZV25TC12FX	G,H,I,K,M, DLO		1/2	.83"	1.50	0.12	3.00							
YAZV26TC14FX	2/0 AWG	70	1/4	.93"	1.50	0.13	2.61	W26VT (4) W26RT (4) X26RT (4)	W26VT (4) W26RT (4) X26RT (4)	U26RT (2)	Black	13	1-9/16	
YAZV26TC38FX	2/0 Flex		3/8	.93"	1.50	0.13	2.80							
YAZV26TC12FX	G,H,I,K,M, DLO		1/2	.93"	1.50	0.13	3.05							
YAZV27TC38FX	3/0 AWG	95	3/8	1.03"	1.50	0.14	2.84	W27VT (4) W27RT (4) X27RT (4)	W27VT (4) W27RT (4) X27RT (4)	U27RT (2)	Orange	14	1-9/16	
YAZV28NT38FX	4/0 AWG	**	3/8	.94"	1.62	0.14	3.01	MY29 Series (2) 644 Series (1) 444 Series (1) 81K Series (2)	W28VT (4) W28RT (4) X28RT (4)	W28VT (4) W28RT (4) X28RT (6)	U28RT (2)	Purple	15	1-11/16
YAZV28TC38FX	4/0 Flex		3/8	1.14"	1.62	0.14	3.01							
YAZV28TC12FX	G,H,I,K,M, DLO		1/2	1.14"	1.62	0.14	3.26							
YAZV29NT516FX	250 kcmil	—	5/16	.96"	2.00	0.16	3.27	W29VT (4) X29RT (8)	W29VT (4) W29RT (4) X29RT (8)	U29RT (2)	Yellow	16	2-1/16	

* Use PUADP1 adapter with U dies in 46 Series

** The MM² conductor size referenced here is for both Class 2 and Class 5 conductor

*** The MM² conductor sizes listed are the recommendations for Class 5 conductor

▲ See tooling section of this catalog for complete tool and die listings. Use ONLY color-coded die recommendations for -FX connectors. For nest/indenter system contact factory

◆ For applications greater than 2000 Volts consult cable manufacturer for voltage stress relief instructions.

Note: All dimensions shown are for reference only.