

FS and FD Cast Hub Device Boxes

Wet Location Receptacle Covers Available with NEMA Configuration Receptacles or as Covers Only

Covers also accommodate Toggle Switches.

NEC:
NEMA 3R

Applications

- Meet NEC 406.8(B) and CEC receptacle requirements for wet locations: "A receptacle installed outdoors where exposed to weather or in other wet locations shall be in a weatherproof enclosure, the integrity of which is not affected when the receptacle is in use (attachment plug cap inserted)."
- For industrial, commercial or residential use as a general purpose receptacle or for powering portable equipment not exceeding medium duty ratings.
- Mounts on FS or FD device boxes or equivalents, either single gang or multiple gang with single gang openings.

Features

- Provides full protection in damp or wet locations per NEC 406.8(B) and CEC. Gasketed spring door cover closes tightly automatically to protect receptacle from moisture and dirt when not in use. With plug inserted, a heavy-duty gasket in throat of receptacle seals around it to keep out moisture and dirt.
- Receptacle interiors comply with NEMA Standards WD-1 and WD-5.
- Receptacle interiors are specification grade, back and side-wired.
- Single cover units accommodate NEMA configuration receptacles for locking or non-locking blade plugs, or toggle switches. Duplex units accommodate one receptacle and one toggle switch or any combination of the two.
- Covers open all the way, permitting easy plug insertion and withdrawal. Also permits adequate access to cover screws for easy attachment of cover to FS, FD or other device box. Large head cover screws are captivated.
- Unique design of spring door hinge provides smooth action. Duplex units have a separate hinge shaft for each spring door cover to reduce stress on the shafts.
- Spring door cover puts pressure on plug (without tilting plug) to hold plug in best position for providing optimum weatherproof seal.
- Stainless steel hinge springs are completely enclosed — inside and out — for superior resistance against corrosion.
- EPDM gaskets provide superior resistance to the weather, ozone and temperatures between -45.6 °C and +126.7 °C (-50.08 °F and +260 °F).



Duplex Cover on FS Box.



Single Cover on FS Box.

- Diecast copperfree cover assemblies with epoxy powder coat (electrostatically applied for uniform coverage) to provide protection against corrosion.
- Positive ground path assured for all exposed metal parts.
- Receptacle interiors grounded through an extra contact in all types. Self-grounded in duplex units.

Standard Materials

- Cover and faceplate: diecast copperfree (4/10 of 1%) aluminum
- Gaskets: ethylene propylene rubber (EPDM)
- Cover and device screws: stainless steel, 6—32 thread
- Hinge springs: stainless steel
- Hinge shaft: nylon
- FSK-SBA adapter: steel plate with closed cell sponged neoprene gasket


Standard Finishes

- Cover and faceplate: epoxy powder coat
- FSK-SBA adapter: zinc electroplate


NEC Certifications and Compliances

- UL Standard: 514A
- UL Listed: E2527, E3439
- NEMA Standards: FB-1, OS-1

Illustrated Features













Typical application with NEMA configuration receptacle and plug, mounted on an FS box. Gasket seals around plug, keeping out moisture and dirt. Spring door closes automatically when plug is withdrawn to protect receptacle.



Spring doors open wide for easy plug insertion and cover assembly (covers shown in open position for illustration only). This view shows gaskets that protect plugs. Gasket on bottom of cover prevents entry of moisture into device box (see gasket description).

FS and FD Cast Hub Device Boxes

NEC/CEC:
Listed for Ordinary Locations

| | | Catalog Number | |
|---|---|----------------|-----------|
| Description | | Steel | Aluminum |
| Stamped Steel and Aluminum Covers — With stainless steel screws, less gasket | | | |
|  | For square handle tumbler or toggle flush switches | FSK-2TS | FSK-2TS-A |
|  | For two round receptacles. Mounts on device. Hole Dia. – 1-13/32" | FSK-2R-Q | — |
| | For two round receptacles. Mounts directly on box. Hole Dia. – 1-13/32" | FSK-2R-W | — |
|  | For round flush receptacles, with lift cover. Mounts on device. Hole Dia. – 1-13/32" | FSK-2R-T | — |
|  | For duplex flush receptacles | FSK-2DR | FSK-2DR-A |
|  | For tumbler flush switch and duplex flush receptacles | FSK-2RS-K | — |
|  | For round flush receptacle and duplex receptacles Hole Dia. – 1-13/32" | FSK-2R-L | — |
|  | For round receptacles. Hole Dia. – 2-15/32" | FSK-2R-M | — |
|  | Blank Cover | FSK-2B | FSK-2B-A |
| | | Malleable Iron | Aluminum |
| Cast Covers — Weatherproof — With gasket and stainless steel screws | | | |
|  | Blank Cover | FSK-2B-CM | FSK-2B-CA |
|  | Gasket — Replacement | FS-GKR-2N | — |
| | Neoprene — for use with 2-gang cast covers above | | |

COMMERCIAL AND INDUSTRIAL FITTINGS: CAST DEVICE BOXES

APPLETON™