

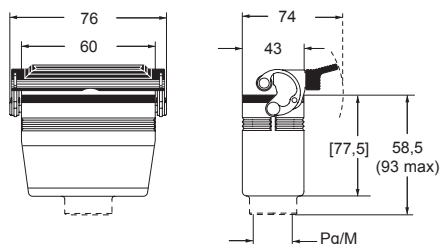
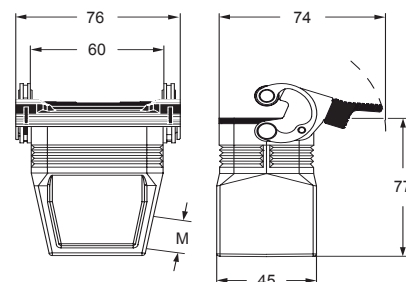
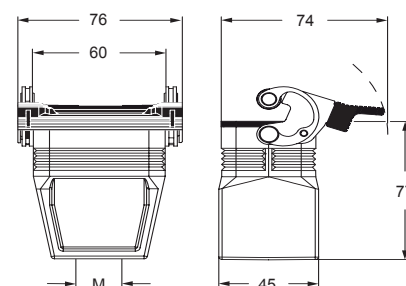
**CH - CA - CF and MH - MA - MF C-TYPE standard version**

inserts		page:
CDD	24 poles + ⊕	76
CDS	9 poles + ⊕	-
CDSH	9 poles + ⊕	86
CDSH NC	6 poles + ⊕	95
CNE	6 poles + ⊕	110
CSE	6 poles + ⊕	-
CSH	6 poles + ⊕	110
CSH S	6 poles + ⊕	122
CCE	6 poles + ⊕	130
CSS	6 poles + ⊕	148
CQE	10 poles + ⊕	168
MIXO	2 modules	262 - 317

**hoods with 1 lever****hoods with 1 lever  
M40 cable entry with 20 mm thread length**

description	part No.	entry Pg	part No.	entry M	part No.	entry M
with lever, top entry	<b>CHV 06 LG</b>	16	<b>MHV 06 LG25</b>	25		
with lever, top entry, high construction	<b>CAV 06 LG21</b>	21	<b>MAV 06 LG25</b>	25		
with lever, top entry, high construction	<b>CAV 06 LG29</b>	29	<b>MAV 06 LG32</b>	32		
with lever, side entry, high construction, without adapter <sup>1)</sup>					<b>MFO 06 LG40</b>	40
with lever, top entry, high construction, without adapter <sup>1)</sup>	<b>CFV 06 LG21</b>	21	<b>MFV 06 LG25</b>	25		
with lever, top entry, high construction, without adapter <sup>1)</sup>	<b>CFV 06 LG29</b>	29	<b>MFV 06 LG32</b>	32		
with lever, top entry, high construction, without adapter <sup>1)</sup>					<b>MFV 06 LG40</b>	40

<sup>1)</sup> enclosure without adapter, threaded on the body,  
to be used only with a complete cable gland.

**CHV LG (CAV LG) and [CFV LG]  
MHV LG (MAV LG) and [MFV LG]****MFO 06 LG40****MFV 06 LG40**

**CAUS**® Type  
4/4X/12



insulating cable gland or fittings  
without gasket



cable gland  
with O-Ring gasket