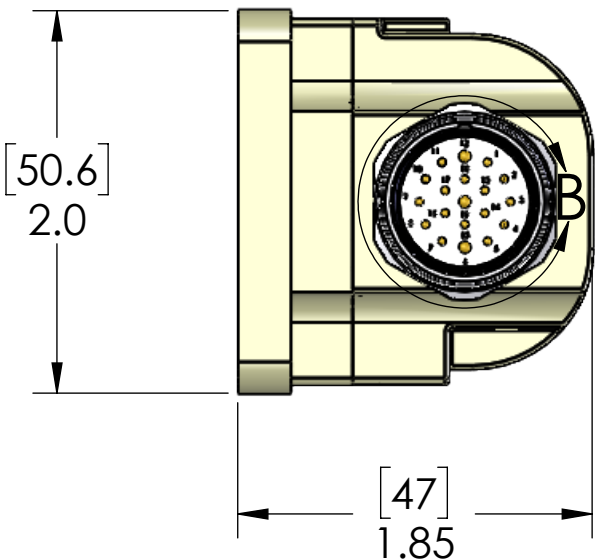
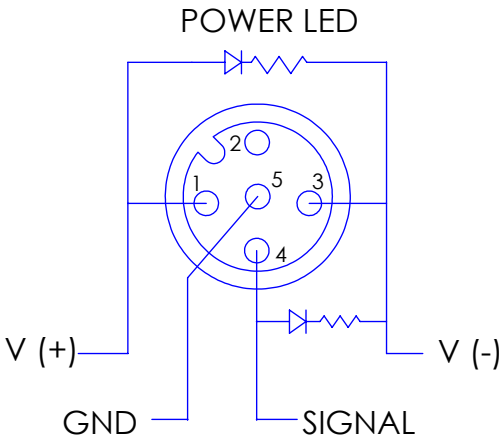
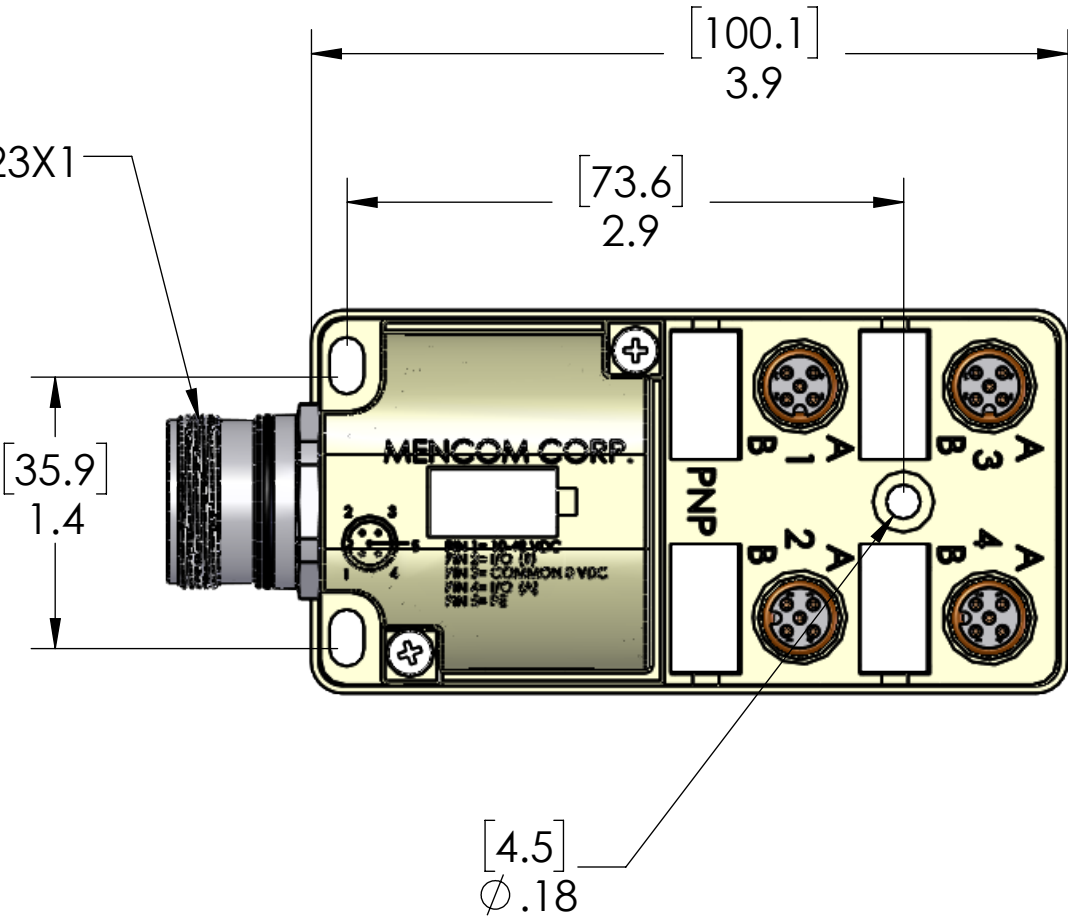


DETAIL B  
SCALE 2 : 1



M23X1



NOTE: THIS BLOCK IS MADE FOR PNP  
OUTPUT ONLY.

M23 PIN #	PORT / PIN	FUNCTION
19	ALL PORTS PIN 3	V-
6	ALL PORTS PIN 1	V+
12	ALL PORTS PIN 5	GROUND
7	PORT 1 PIN 2	I/O
15	PORT 1 PIN 4	I/O
4	PORT 2 PIN 2	I/O
5	PORT 2 PIN 4	I/O
8	PORT 3 PIN 2	I/O
16	PORT 3 PIN 4	I/O
14	PORT 4 PIN 2	I/O
3	PORT 4 PIN 4	I/O

MATERIALS:	
BODY:	PBT
MARKERS:	POLYAMIDE
SHELLS:	NICKEL PLATED BRASS
INSERTS:	POLYAMIDE
CONTACTS:	GOLD PLATED COPPER ALLOY
O-RINGS:	NBR
RATINGS:	
VOLTS:	48VDC MAX
AMPS:	3A PER PORT, 8A PER BLOCK

PROPRIETARY AND CONFIDENTIAL  
THE INFORMATION CONTAINED IN THIS  
DRAWING IS THE SOLE PROPERTY OF  
MENCOM CORPORATION. ANY  
REPRODUCTION IN PART OR AS A WHOLE  
WITHOUT THE WRITTEN PERMISSION OF  
MENCOM CORPORATION IS  
PROHIBITED.

UNLESS OTHERWISE SPECIFIED:	DRAWN BY	JJH
DIMENSIONS ARE IN INCHES AND [MM]	DRAWN DATE	11/02/2016
	CHECKED BY	ADM
	CHECK DATE	11/02/2016
MATERIAL	COMMENTS:	
FINISH		
DO NOT SCALE DRAWING		

MENCOM CORPORATION

TITLE:

SIZE	DWG. NO.	REV
<b>B</b>	JDC-45P-219-V000	<b>A</b>
SCALE: 1:1	WEIGHT:	SHEET 1 OF 1