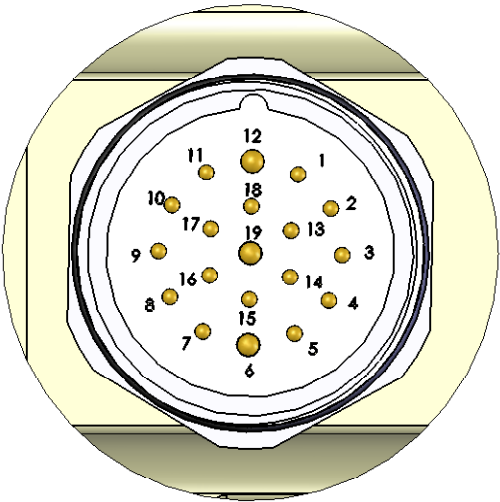
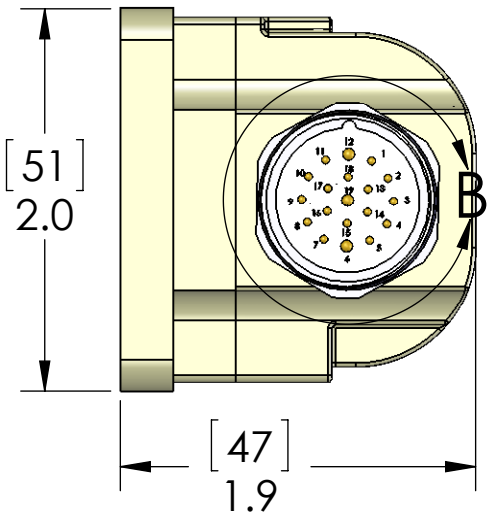


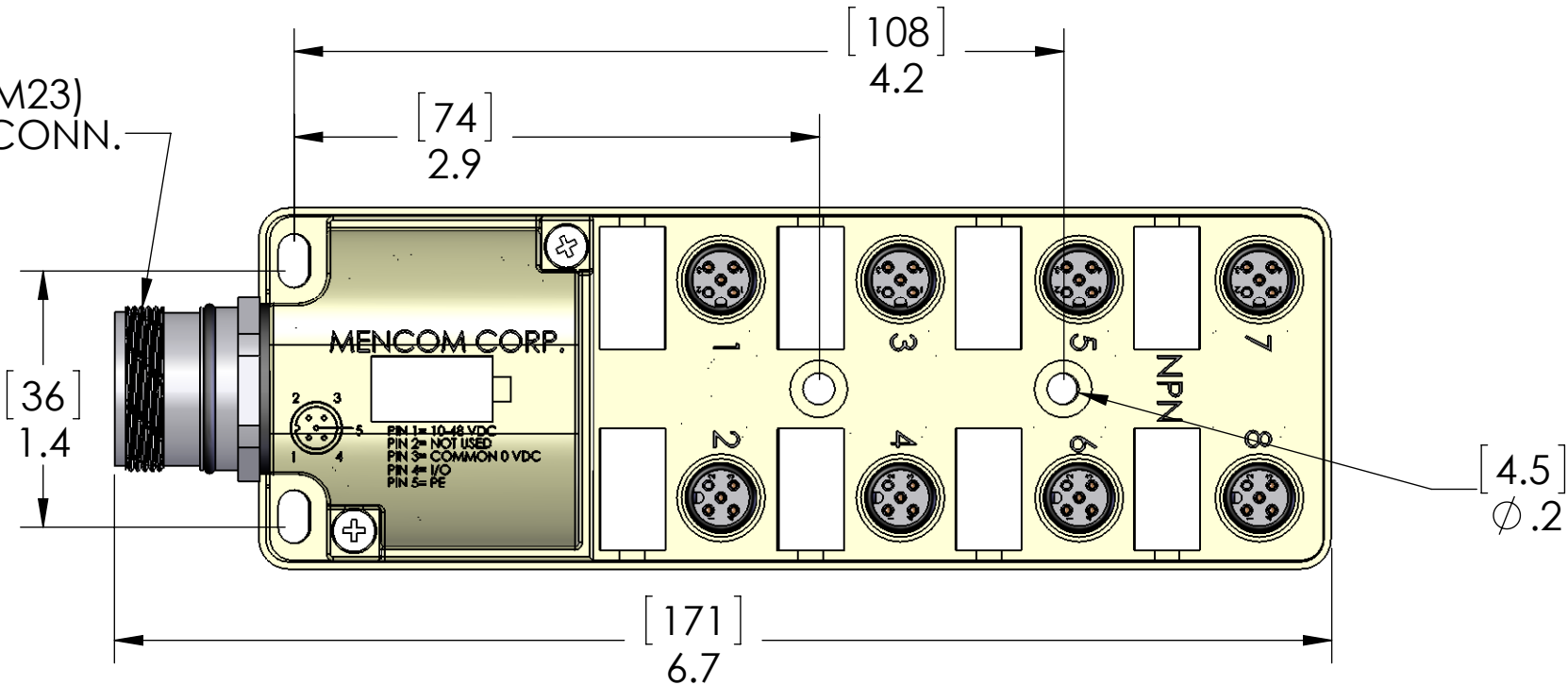
MCV	PORT/PIN	FUNCTION
11	ALL PORTS PIN 1	V +
9 & 10	ALL PORTS PIN 3	V -
12	ALL PORTS PIN 5	GND
1	PORT 1 PIN 4	I / O
2	PORT 2 PIN 4	I / O
3	PORT 3 PIN 4	I / O
4	PORT 4 PIN 4	I / O
5	PORT 5 PIN 4	I / O
6	PORT 6 PIN 4	I / O
7	PORT 7 PIN 4	I / O
8	PORT 8 PIN 4	I / O



DETAIL B  
SCALE 2 : 1

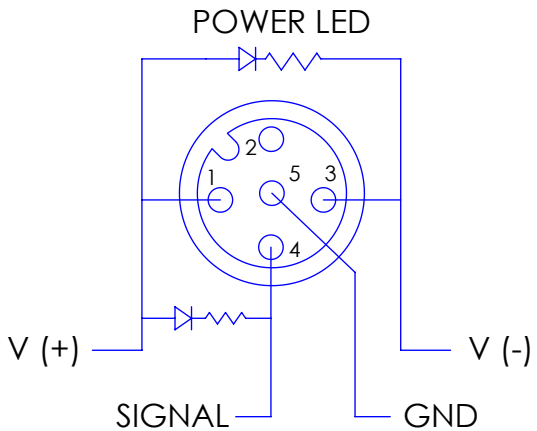


MCV (M23)  
MALE CONN.



MATING MCV CABLES ORDERED SEPERATELY:  
P/N: MCV-12FP-FW (FIELD WIREABLE)  
MCV-12FP-ZZ (PRECABLED, ZZ= LENGTH IN METERS)

MATERIALS:	
BODY:	PBT
MARKERS:	POLYAMIDE
INSERTS:	POLYAMIDE
MCV SHELL:	NICKEL PLATED BRASS
CONTACTS:	GOLD PLATED COPPER ALLOY
O-RINGS:	NBR
RATINGS:	
VOLTS:	48VDC MAX
AMPS:	3A PER PORT, 8A PER BLOCK



**PROPRIETARY AND CONFIDENTIAL**  
THE INFORMATION CONTAINED IN THIS  
DRAWING IS THE SOLE PROPERTY OF  
MENCOM CORPORATION. ANY  
REPRODUCTION IN PART OR AS A WHOLE  
WITHOUT THE WRITTEN PERMISSION OF  
MENCOM CORPORATION IS  
PROHIBITED.

UNLESS OTHERWISE SPECIFIED:		NAME	MENCOM CORPORATION	
DIMENSIONS ARE IN INCHES AND [MM]		DCT		
		DRAWN		
		CHECKED		
		ENG APPR.		
		MFG APPR.	TITLE:	
		Q.A.		
		COMMENTS:		
MATERIAL			SIZE	DWG. NO.
FINISH			<b>B</b>	JDC-84N-212-V000
DO NOT SCALE DRAWING			SCALE: 1:1	WEIGHT:
				SHEET 1 OF 1