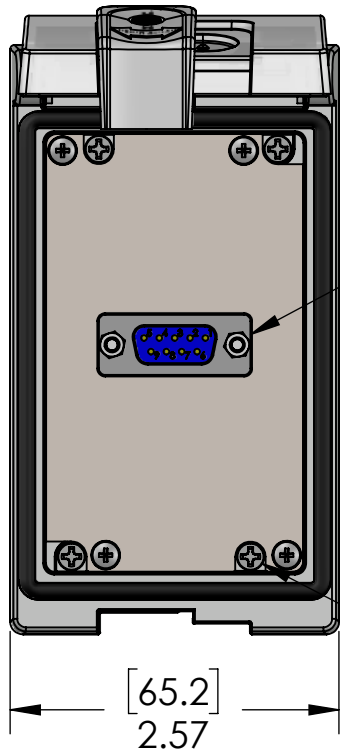
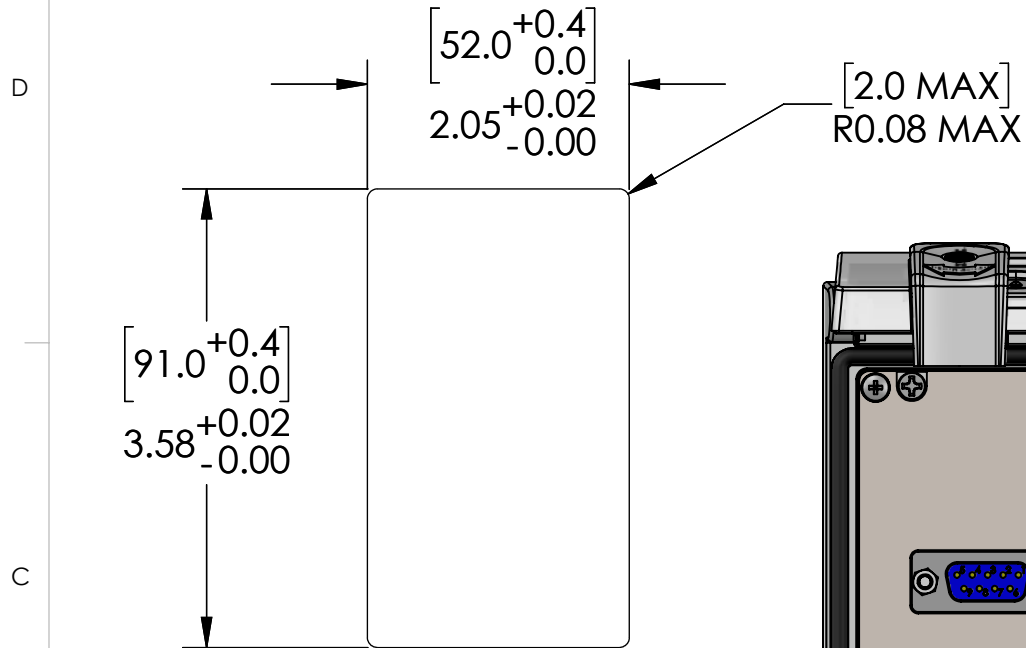
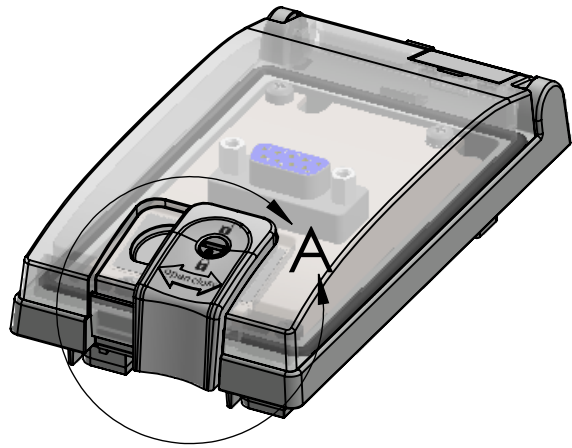
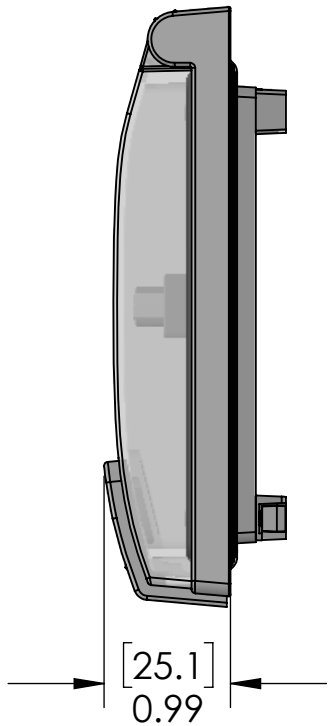
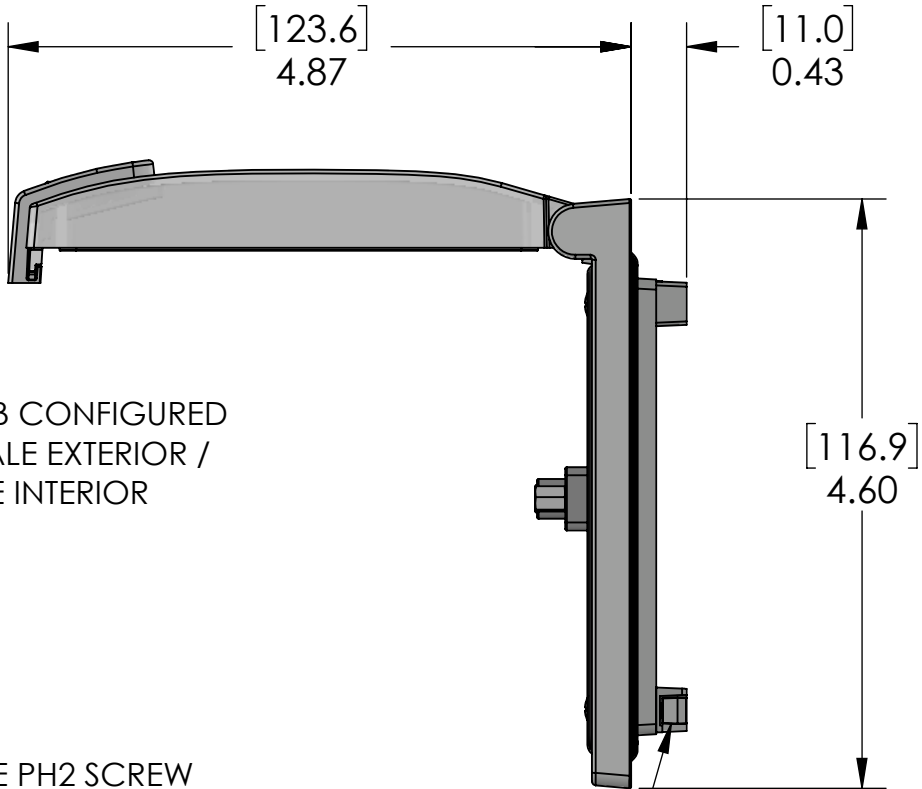


PANEL CUTOUT

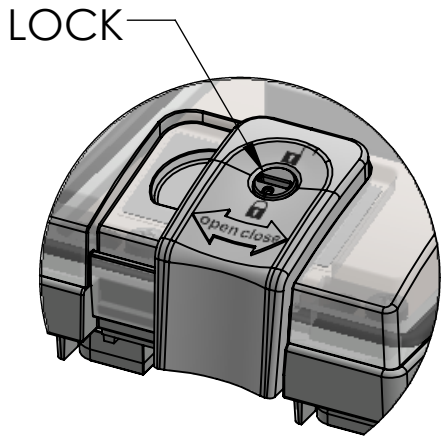


D-SUB CONFIGURED
FEMALE EXTERIOR /
MALE INTERIOR

(X4) USE PH2 SCREW
DRIVER ON MOUNTING
SCREWS. (REF. MOUNTING
SCREW TORQUE)



SLIDE LATCH TO OPEN/CLOSE
ROTATE LOCK TO LOCK CLOSED



DETAIL A
SCALE 1 : 1

ROTATE TWO TURNS COUNTER
CLOCKWISE TO RELEASE THE
TURN BUCKLE PRIOR TO TIGHTENING

TURN BUCKLES ROTATE 90 DEG. INTO
THEIR CLAMPING POSITION AS
MOUNTING SCREWS TIGHTEN.
DO NOT OVER-TORQUE!

These devices shall be mounted on enclosures having adequate strength and thickness and with adequate spacing provided. Seal rating is based on mounting to a surface that is clean, flat and smooth.



HOUSING MATERIALS	
BODY:	NICKEL PLATED ZINC
GASKETS:	PUR FIPG
FRONT COVER:	POLYCARBONATE
LATCH & LOCK:	PBT

PROPRIETARY AND CONFIDENTIAL
THE INFORMATION CONTAINED IN THIS
DRAWING IS THE SOLE PROPERTY OF
MENCOM CORPORATION. ANY
REPRODUCTION IN PART OR AS A WHOLE
WITHOUT THE WRITTEN PERMISSION OF
MENCOM CORPORATION IS
PROHIBITED.

UNLESS OTHERWISE SPECIFIED:	
DIMENSIONS ARE IN INCHES AND [MM]	
MATERIAL	
FINISH	
DO NOT SCALE DRAWING	

PIC RATINGS/SPECIFICATIONS				
NEMA/UL EN 60529:		4, 12 IP65		
PANEL THICKNESS:		5.0mm max		
MOUNTING SCREW TORQUE:		0.8N-m		
DRAWN BY	DG	MENCOM CORPORATION		
DRAWN DATE	12/06/2016			
CHECKED BY		TITLE: DB9; LP1		
CHECK DATE				
COMMENTS:		SIZE	DWG. NO.	REV
		B	LP1-DB9	A
		SCALE: 2:3	WEIGHT:	SHEET 1 OF 1