






# MCV, MCVH, MCX & MCL Series Accessories

MCV, MCVH, MCX & MCL Series Tools




Crimping Tool | Gage | Locators | Assembly Tool

Crimping Tool		
Body Style	Part Number	Description
	CCPZ-MIL	The CCPZ-MIL crimping tool conforms to the international standard MIL-C-22520/1. The crimping is performed with 8 pressure points. The tool is equipped with a ratcheting mechanism to insure a complete crimping cycle is performed every time. This tool must be equipped with one of the interchangeable locators according to the series of contacts that are to be crimped. The selector dial on the side of the tool to adjust the crimp depth according to the contact and wire size being crimped.
Go - No Go Gauge		
	CCPNP	<p>The indenting "teeth" on the crimp tool are subject to wear, so it is important to check the calibration of the tool at regular intervals. The CCPNP gauge is a Go - No Go Gauge that is used to make sure the tool is crimping properly.</p> <ol style="list-style-type: none"> <li>1. To use the CCPNP, put the CCPZ-MIL selector dial to position 4.</li> <li>2. Put the crimping tool in a completely closed position.</li> <li>3. "GO" -- Insert the "GO" (green) end of the CCPNP into the crimp area. The gauge must pass freely between the indenter "teeth".</li> <li>4. "NO-GO" -- Insert the "NO-GO" (red) end of the CCPNP into the crimp area. The gauge must not pass between the indenter "teeth".</li> <li>5. If the NO-GO end of the gauge passes through the indenter "teeth", the indenters are worn and need to be replaced.</li> </ol> <p>Please consult the factory to get the tool repaired.</p>
Assembly Tool		
	MCV-001	MCV-001 is an assembly tool to aid in the assembly of the MCV field wireable connectors that have female couplings. The MCV-001 will hold the connector and prevent it from rotating while the connector backshell is threaded onto the back of the connector.

E

M16, M23 & M27 Series

Locators			
Body Style	# of Poles	Part Number	Description
	MCV	6 & 7	MCTP-V6
		12	MCTP-V12
		19	MCTP-V19
MCVH	6 & 8	MCTP-VH6-8	The locator is designed to be used with several different contacts within a contact series. The label on the side of the locator will indicate the proper setting for the locator and the crimp tool relative to the contact being crimped.

Mencom understand that many customers have a one-time requirement of the MC Series of product and prefer not to purchase tooling to perform the crimping. To help these customers, Mencom has a month to month tool lease program. Please consul the factory for information about this program.